



PEMSEA/WP/2015/36

PROCEEDINGS OF THE  
PROJECT STEERING COMMITTEE  
MEETING OF THE GEF/UNDP/PEMSEA  
PROJECT ON SCALING UP  
IMPLEMENTATION OF THE SDS-SEA

**Princesa Garden Island Resort  
Puerto Princesa, Palawan  
Philippines**

**25 June 2015**





## TABLE OF CONTENTS

	<b>Page</b>
Executive Summary	i
Introduction	1
1.0 Opening of the Meeting	1
2.0 Overview of the Project and Status of MOAs/ Project Workshops in Countries	3
3.0 Regional Work Plan and Budget	3
4.0 Project Implementation Per Country	5
5.0 Project Work Plan and Budget 2015-2016	6
6.0 Decisions of the PSC Meeting	7
7.0 Closing of the Meeting	7
Annex 1: List of Participants	8
Annex 2: Meeting Agenda	14
Annex 3: Country Presentations	16
Annex 4: Work Plan and Budget 2015-2016	48

## EXECUTIVE SUMMARY

The Project Steering Committee Meeting of the GEF/UNDP/PEMSEA Project on Scaling up SDS-SEA Implementation was held at the Princesa Garden Island Resort, Puerto Princesa, Palawan, Philippines on 25 June 2015. The Department of Environment and Natural Resources (DENR) of the Philippines hosted the Meeting. The Meeting was attended by representatives from six project participating countries, namely: Cambodia, China, Lao PDR, Philippines, Timor-Leste and Vietnam. Three PEMSEA partner countries were present as observers and/or as contributing countries to PEMSEA: DPR Korea, Japan, and RO Korea. Representatives from the United Nations Development Programme (UNDP) Manila and the UNDP Regional Hub Bangkok were present representing the Global Environment Facility and UNDP. A representative from The World Bank was also present as an observer. The PEMSEA Resource Facility (PRF) served as the Secretariat for the Meeting.

The PSC Meeting focused on the status of the project MOA signing in countries, the regional and country work plans and budget for 2015-2016, and actions to be taken to address the gaps.

The PSC made decisions regarding:

- Conduct of further coordination with Vietnam, Indonesia and Thailand to finalize/confirm country work plans and budget for 2015-2016;
- Coordination with countries on contracting/procurement mechanisms to facilitate timely downloading of funds;
- Adoption of the proposed work plan and budget for 2015-2016.

\*\*\*

# **PROCEEDINGS OF THE PROJECT STEERING COMMITTEE MEETING OF THE GEF/UNDP/PEMSEA PROJECT ON SCALING UP SDS-SEA IMPLEMENTATION**

**Princesa Garden Island Resort, Puerto Princesa, Palawan, Philippines  
25 June 2015**

## **INTRODUCTION**

- i. The Project Steering Committee Meeting of the GEF/UNDP/PEMSEA Project on Scaling up Implementation of the SDS-SEA was held at the Princesa Garden Island Resort, Puerto Princesa, Palawan Philippines on 25 June 2015. The Department of Environment and Natural Resources (DENR) of the Philippines co-hosted the Meeting.
- ii. The Meeting was attended by representatives from six project participating countries, namely: Cambodia, China, Lao PDR, Philippines, Timor-Leste and Vietnam. Three PEMSEA partner countries were present as observers and/or as contributing countries to PEMSEA: DPR Korea, Japan, and RO Korea.
- iii. Representatives from the United Nations Development Programme (UNDP) Manila and the UNDP Regional Hub Bangkok were present on behalf of the Global Environment Facility and UNDP. A representative from The World Bank was also present as an observer. The PEMSEA Resource Facility (PRF) served as the Secretariat for the Meeting.
- iv. The full list of participants is found in Annex 1. The Meeting agenda is found in Annex 2.

## **1.0 OPENING OF THE MEETING**

- i. On behalf of the United Nations Development Programme (UNDP) and the Global Environment Facility (GEF), Mr. Titon Mitra, Country Director, UNDP Philippines, welcomed all the delegates to the meeting. He emphasized how fitting Palawan is as venue for the Partnership Council and the PSC Meeting given Palawan's strong advocacy on environmental protection. Being considered as the last ecological frontier, Palawan has key biodiversity hotspots, heritage sites, and impressive mangrove cover. In a short meeting undertaken with the Governor of Palawan, Mr. Mitra informed the meeting of the Governor's keenness to adopt ICM, and encouraged PEMSEA to explore possible partnership with the Palawan local government.
- ii. In general, Mr. Mitra indicated that PEMSEA's targets for 2015 are still on track. There are however several issues that should be prioritized so as not to affect overall project delivery. In particular, Mr. Mitra highlighted the need to secure the approval of Memorandum of Agreements with all project participating countries and proceed with the necessary fund transfer to countries. UNDP also recognized the rigorous process for project approval in Thailand and suggested that close coordination be undertaken with the national focal agency. Mr. Mitra commended some of the ongoing partnership/collaborative initiatives being

undertaken by PEMSEA including the submission of a project proposal related to Blue Economy Fund with China which will be beneficial to the entire EAS region. He further emphasized the opportunities for mainstreaming the SDS-SEA in the countries' medium-term development plans, particularly for the Philippines. Mr. Mitra also noted the ongoing initiative of PEMSEA to develop and compile case studies on good practices which will serve as useful source of information on actions and changes made in the EAS region.

- iii. Usec. Analiza Rebueta-Teh, Intergovernmental Session Chair and Dr. Zhang Haiwen, Intergovernmental Session Co-Chair, served as Co-Chairs to the PSC Meeting.

## **2.0 OVERVIEW OF THE PROJECT AND STATUS OF MOAs/PROJECT WORKSHOPS IN COUNTRIES**

### Discussion Highlights:

- 2.1 The Secretariat provided a short overview of the project, results of the project Inception Meeting held in March 2015, and the status of signing of MOAs with the eight participating countries and project inception workshops or launching.
- 2.2 The following countries have signed the MOAs: China (December 2014), Lao PDR (March 2015), Timor Leste (April 2015), and Cambodia (May 2015). While Indonesia, Philippines, Thailand and Vietnam have yet to sign the MOAs.
- 2.3 In the case of Indonesia, it was indicated that the MOA is expected to be signed in July 2015.
- 2.4 The representative of the Philippines informed the meeting that the review process is already in its final stages and that the MOA signing and project launch is expected within July or early August 2015.
- 2.5 In view of the requirement in Thailand for the project document as well as the MOA to go through Cabinet approval, there is a high possibility that Thailand's approval and signature may be moved further to the end of 2015 or early 2016.
- 2.6 The representative of Vietnam emphasized that similar to Thailand, the Government of Vietnam also requires submission of the ProDoc and MOA to the Ministry of Planning and Investment prior to submission to the Office of the Prime Minister. Vietnam expressed strong commitment to secure final approval by August or early September 2015.
- 2.7 The four countries that have already signed the MOAs requested for the immediate transfer of funds to facilitate project implementation. It was emphasized however that prior to transfer of funds, terms of reference and contracts will have to be developed and issued in each countries to clearly identify activities to be undertaken.

## **3.0 REGIONAL WORK PLAN AND BUDGET**

### Discussion Highlights:

- 3.1 The Secretariat presented the project framework and the key aspects of the project's regional work plan and budget under the three major components of the project: Component 1 on Oceans and Coastal Governance; Component 2 on Healthy and Resilient Ecosystems and; Component 3 on Knowledge Management.
- 3.2 Under Component 1, pertaining to the sustainability of PEMSEA, the following key deliverables/activities were highlighted for 2015-2016:

- Adoption and roll out of the PEMSEA Business Plan including the PEMSEA services and establishment of the EAS Sustainable Business Network;
  - Ratification of the Headquarters Agreement;
  - Updating of the SDS-SEA and setting/adoption of new regional strategic targets post -2015;
  - Launching of the new PEMSEA brand;
  - Interim analysis of PEMSEA's self sustainability;
  - Preparation and adoption of the 5-Year SDS-SEA Implementation Plan 2016-2021; and
  - Development and initiation of the Regional State of Oceans and Coasts reporting system.
- 3.3 Related to project services, the following collaborative initiatives/projects are being or will be developed by PEMSEA with various regional entities and organizations for 2015-2016, including:
- Agreements with the Yellow Sea Large Marine Ecosystem and the Western and Central Pacific Fisheries Commission
  - CBD/ACB/PEMSEA project: Achieving the Aichi Biodiversity Targets through Integrated Coastal Management (ICM)
  - SOA/FIO/PEMSEA Project on Developing and Demonstrating Ocean-Based Blue Economy through ICM
  - Collaborative Project with Partner Countries on scaling up and replication of ICM in the APEC region (APEC workshop)
- 3.4 Under Component 3 on knowledge management, the following key activities were highlighted:
- Conduct of various workshops/forums at the East Asian Seas Congress 2015
  - Conduct of scoping and development of site scoping reports
  - Development of various tools, instruments and indicators
  - Conduct of Training of trainers for ICM and State of the Coasts baseline orientation
  - Conduct of Technical Working Group meetings for the development of the regional State of the Oceans and Coasts reporting system.
- 3.5 The meeting noted that about 26 to 30 percent of the budget for 2015 and 2016 represents regional activities, wherein disbursement of funds will be directly undertaken by the PRF.
- 3.6 In view of the delays in MOA signing in some countries, UNDP expressed concern over the delivery of project targets and proposed budget for the year 2015. Ms. Amelia Supetran, Team Leader, Energy and Environment, UNDP Philippines, emphasized the need for work plan and budget re-assessment and urged PEMSEA to undertake necessary realignment to reflect a realistic budget and work plan for 2015.
- 3.7 Dr. Jose Padilla, Regional Technical Advisor, UNDP Regional Hub in Bangkok, expressed appreciation to PEMSEA for participating in the Arafura and Timor Seas Action Program meeting. He informed the meeting that Papua New Guinea will also participate in the initiative for broader participation by countries in the region. It is anticipated that this initial effort would bring about good collaboration



with ATSEA and will pave the way to more opportunities for PEMSEA in terms of providing project services to countries in the ATSEA region. Dr. Padilla further underscored the growing recognition on the ridge to reef approach that extend beyond coastal zones, and encouraged PEMSEA to look into combining of integrated water resource management (IWRM) and integrated coastal management (ICM) into a single framework.

#### **4.0 PROJECT IMPLEMENTATION PER COUNTRY**

##### Discussion Highlights:

- 4.1 Representatives from each of the participating countries delivered their respective presentations focusing on the project implementing arrangement, sites to be covered, priority issues and activities for 2015-2016, collaborations with various government, regional and international entities, challenges/constraints, and expectations from the GEF project.
- 4.2 In general, the countries will focus on the following key items for 2015-2016:
  - Establishment of coordinating mechanisms especially in countries that have not yet set up a mechanism
  - Baseline data gathering for priority sites at the local level
  - Development or finalization of laws or legislations related to ICM or SDS-SEA implementation
  - Development of national State of Oceans and Coasts reporting system
  - Updating of national SDS-SEA implementation plans
  - Conduct of risk and vulnerability assessments and economic valuation of ecosystem services
  - Conduct of ICM orientations and various trainings and workshops
- 4.3 The following major challenges and constraints were identified as common to all countries:
  - Need to improve inter-ministerial or inter-agency coordination in planning and implementation at the national and local levels;
  - Limited human resources and capacity to facilitate ICM implementation at national and local levels, including the application of agreed tools and methodologies;
  - Limited capacity for monitoring;
  - Limited funding;
  - Overlapping of implementation of various projects (bilateral/multilateral);
  - Frequent changes in government structure and officials
- 4.4 The detailed country presentations are found in Annex 3.
- 4.5 All the project participating countries have committed to deliver their respective work plans and budgets as proposed, except for Vietnam who will require further internal review and approval. Separate discussion with Indonesia and Thailand, who were not present in the meeting, will also be undertaken to confirm their respective country work plans and budgets.

- 4.6 In line with the delivery of country work plans and budgets, UNDP suggested that the PEMSEA countries may also wish to consider setting up a system or mechanism to ensure that country project funds are used as planned. An example cited is the reallocation of unused funds to other countries that are more advanced in project implementation.
- 4.7 UNDP commended the reports from the countries and encouraged the countries to report accomplishments, targets and challenges regularly through the annual PSC meetings.
- 4.8 The PRF Secretariat highlighted the good inputs also received from other PEMSEA Non-Country Partners in support of or contributing to initiatives or activities in the countries during the EAS Partnership Council Meeting's Technical Session on collaborative planning. It was suggested to utilize the Council's Technical Session to engage other partners and to identify areas for more collaboration with the countries.
- 4.9 UNDP informed the meeting of the adopted UN system for integrated economic and ecological accounting framework which can also be used by PEMSEA. The Secretariat advised the PSC that an experts workshop is being organized by PEMSEA in July which will also look into ecological accounting and how existing international and national accounting systems can be harmonized.
- 4.10 UNDP raised some suggestions or business opportunities that PEMSEA may explore, including:
- Development and submission of project proposal on climate change adaptation in line with the SDS-SEA implementation to access the Global Climate Fund;
  - Sponsoring a forum of experts that will help harmonize methodologies, (i.e., methodologies for vulnerability assessments, effectiveness of marine protected areas, sustainable fisheries, etc.) The forum of experts may even go beyond the current ICM Learning Centers of PEMSEA.
- 4.11 In line with the suggestions from UNDP, the representative from The World Bank highlighted the knowledge management (KM) platform currently being developed by PEMSEA under the GEF/WB project which recognizes the existing fragmentation of knowledge in different parts of the region and the emergence of various networks and communities of practice. Under this initiative, PEMSEA plays the role of enabler who can facilitate linking of knowledge and learnings, as well as investment opportunities.

## **5.0 PROJECT WORK PLAN AND BUDGET 2015-2016**

- 5.1 The Secretariat presented the project work plan and budget for 2015-2016.
- 5.2 In line with the comment raised by UNDP regarding the need to review and realign the budget to ensure that more realistic targets will be met, the PRF will review and realign the work plan and budget for 2015 for re-submission to and consideration by UNDP.

## **6.0 DECISIONS OF THE MEETING**

The PSC decided that:

- 6.1 The PRF coordinate with Vietnam, Indonesia and Thailand to further review the country work plans and budget for 2015-2016 and come up with a realistic two-year work plan and budget;
- 6.2 The PRF coordinate with countries and clarify mechanisms for contracting/procurement and ensure that system is in place to facilitate timely downloading of funds to the countries;
- 6.3 A review of the status of country delivery or project implementation be undertaken at the PSC in June 2016;
- 6.4 Future PSCs to encourage country reporting and more participatory discussions;
- 6.5 Participating countries invite UNDP Country Offices in their respective major activities related to the project; and
- 6.6 The work plan and budget for 2015-2016 be adopted as presented (Annex 4).

## **7.0 CLOSING OF THE MEETING**

- 7.1 The Chair closed the meeting and expressed her appreciation to UNDP and to all the meeting participants.

\*\*\*

**ANNEX 1**  
**LIST OF PARTICIPANTS**

## LIST OF PARTICIPANTS

### **EXECUTIVE COMMITTEE**

Atty. Analiza Rebueta-Teh  
Intergovernmental Session Chair  
East Asian Seas Partnership Council  
and  
Undersecretary and Chief of Staff  
Department of Environment and Natural  
Resources  
DENR Compound Visayas Avenue  
Quezon City

Dr. Zhang Haiwen  
Director-General  
International Cooperation Department  
State Oceanic Administration  
1, Fuxingmenwai Avenue  
Beijing  
People's Republic China  
Tel: +86 10 68060086  
Fax: +86 10 68030799 / +86  
1068024627

Prof. Chul Hwan Koh  
Technical Session Chair  
East Asian Seas Partnership Council  
and  
Professor Emeritus  
School of Earth and Environmental  
Sciences (Oceanography)  
College of Natural Sciences  
Seoul National University  
Seoul 151-742  
Republic of Korea

Mr. Makoto Harunari  
Technical Session Co-Chair  
East Asian Seas Partnership Council  
and  
Director, Japan Institute for Transport  
Policy Studies  
Japan

### **PROJECT PARTICIPATING COUNTRIES**

#### **CAMBODIA**

Mr. Long Rithirak  
Deputy Director General  
Ministry of Environment  
#48, Samdech Preah Sihanouk  
Tonle Bassac, Chamkar Morn,  
Phnom Penh  
Kingdom of Cambodia

#### **CHINA**

Dr. Zhang Zhaohui  
Associate Professor  
First Institute of Oceanography  
Aingxiang Road 6 Laoshan District  
Qingdao 266061  
PR China  
Email: zhang@fio.org.cn

Mr. Wang Dakui  
Assistant Researcher  
National Marine Environmental  
Forecasting Centre  
State Oceanic Administration  
PR China  
Email: [dakui.nmefc@gmail.com](mailto:dakui.nmefc@gmail.com)

#### **LAO PDR**

Mr. Phonexay Simmalavong  
Senior Officer  
Department of Water Resources  
Ministry of Natural Resources and  
Environment  
Nahaidieco Road, Sisavath Village  
Chantabouly District, Vientiane  
Lao People's Democratic Republic  
Email: phonexay2013@yahoo.com

Mr. Singthong Panthamala  
Chief of Division  
Department of Water Resources  
Ministry of Natural Resources and  
Environment  
Nahaidieo Road, Sisavath Village  
Chantabouly District  
Vientiane  
Lao People's Democratic Republic  
Email: stptml@yahoo.com

## **PHILIPPINES**

Usec. Manuel D. Gerochi  
(CESO I)  
Undersecretary for Policy, Planning &  
Foreign Assisted Programs  
Department of Environment and Natural  
Resources  
DENR Compound Visayas Avenue  
Quezon City

Mr. Vincent V. Hilomen  
Executive Director for Priority Programs  
and  
Coastal and Marine of the Biodiversity  
Management Bureau (BMB)  
Department of Environment and Natural  
Resources  
DENR Compound Visayas Avenue  
Quezon City

Dir. Edwin G. Domingo  
Overall Director  
Foreign-Assisted and Special Projects  
Service (FASPS)  
Department of Environment and Natural  
Resources  
DENR Compound Visayas Avenue  
Quezon City

## **TIMOR LESTE**

Mr. Narciso Almeida de Carvalho  
Director General for Fisheries  
Comoro Dili  
Timor Leste

Email: narcisoalmeida@[yahoo.com](mailto:narcisoalmeida@yahoo.com)

Mr. Mario Marques Cabral  
Technical Adviser for Fisheries  
Ministry of Agriculture and Fisheries  
Dili Timor Leste  
Email: [mariomarcab@yahoo.com](mailto:mariomarcab@yahoo.com)

## **VIETNAM**

Mr. Ngo Tuan Dzung  
Deputy Director of DICST  
Vietnam Administration of Seas and  
Islands  
83 Nguyen Chi Thanh Street  
Dong Da District  
Hanoi, Vietnam  
Tel: +84 915386789  
Email: dzung.ngotuan@gmail.com

## **OBSERVER COUNTRIES**

### **DPR KOREA**

Dr. Jong Sang Hun  
Deputy Director General  
General Bureau for Cooperation with  
International Organizations (GBCIO)  
Ministry of External Economic Relations  
(MEER), DPR Korea  
Jungsong-dong, Central District  
Pyongyang  
Democratic People's Republic of Korea  
Tel: +850 2 381-5926  
Fax: +850 2 381-4654  
Email: [gbcio@star-co.net.kp](mailto:gbcio@star-co.net.kp)  
[gbcio@co.chesin.com](mailto:gbcio@co.chesin.com)

Mr. Song Jong-Chol  
Senior Programme Officer,  
General Bureau for Cooperation with  
International Organizations (GBCIO),  
Ministry of External Economic Relations  
(MEER), DPR Korea  
Jungsong-dong, Central District,  
Pyongyang City, DPR Korea  
P.O. Box: 504

Tel: 850-2-341-5926  
Fax: 850-2-381-4956; 850-2-381-5827  
E-mail: [gbcio@star-co.net.kp](mailto:gbcio@star-co.net.kp);  
[micom@star-co.net.kp](mailto:micom@star-co.net.kp)

## **JAPAN**

Mr. Daisuke Miura  
Special Assistant to the Director  
Ocean Policy Division  
Policy Bureau  
Ministry of Land, Infrastructure,  
Transport and Tourism  
Japan  
E-mail: [miura-d2x2@mlit.go.jp](mailto:miura-d2x2@mlit.go.jp)

## **REPUBLIC OF KOREA**

Mr. Hyun Tae Kim  
Director  
Marine Environment Policy  
Division  
Marine Policy Office  
Ministry of Oceans and Fisheries  
Tel: (82-44)-200-5280,  
E-mail: [khtrhw@korea.kr](mailto:khtrhw@korea.kr)

Ms. Kyoungju Cho  
Assistant Director  
Marine Environment Policy Division  
Ministry of Oceans and Fisheries  
Republic of Korea

## **SPONSORING ORGANIZATIONS**

### **UNDP BANGKOK**

Dr. Jose Erez Padilla  
Regional Technical Adviser  
UNDP Regional Hub in Bangkok  
GPO Box 618, Bangkok 10501  
Thailand  
Email: [jose.padilla@undp.org](mailto:jose.padilla@undp.org)

### **UNDP MANILA**

Mr. Titon Mitra  
Country Director  
United Nations Development  
Programme  
30F Yuchengco Tower  
RCBC Plaza, 6819 Ayala Avenue  
1226 Makati City

Ms. Amelia Dulce Supetran  
Team Leader  
Energy and Environment  
United Nations Development  
Programme  
30F Yuchengco Tower  
RCBC Plaza, 6819 Ayala Avenue  
1226 Makati City  
Email: [Amelia.supetran@undp.org](mailto:Amelia.supetran@undp.org)

Mr. Michael Jaldon  
Energy and Environment  
United Nations Development  
Programme  
30F Yuchengco Tower  
RCBC Plaza, 6819 Ayala Avenue  
1226 Makati City  
Email: [Michael.Jaldon@undp.org](mailto:Michael.Jaldon@undp.org)

### **World Bank**

Leonardo Batugal Paat, Jr.  
Task Team Leader,  
GEF project 130783  
The World Bank in the Philippines  
26<sup>th</sup> Floor, One Global Place, 5<sup>th</sup> Avenue  
cor 25<sup>th</sup> Street  
Bonifacio Global City  
Taguig  
Email: [lpaat@worldbank.org](mailto:lpaat@worldbank.org)

### **LOCAL SECRETARIAT**

Ms. Jeslina Gorospe  
OIC Chief, PMED  
Department of Environment and  
Natural Resources  
DENR Compound Visayas Avenue  
Quezon City

Email: [pcd\\_04@yahoo.com](mailto:pcd_04@yahoo.com)

Ms. Hannah Ritual  
PEO  
Department of Environment and  
Natural Resources  
DENR Compound Visayas Avenue  
Quezon City  
Email: [pcd\\_04@yahoo.com](mailto:pcd_04@yahoo.com)

Ms. Rose Marie E. Liwag  
Budget Officer, In Charge  
Budget Section  
DENR - PENRO  
Puerto Princesa City  
Palawan

Ms. Mailah L. Regalado  
In Charge, Accounting Unit  
DENR - PENRO  
Puerto Princesa City  
Palawan

Ms. Vivian O. Soriano  
EMS I / In-charge IEC, PAWCZMS  
DENR - PENRO  
Puerto Princesa City  
Palawan

Ms. Rachele E. Liwag  
Land Records Clerk , Land Management  
Services  
DENR – PENRO  
Puerto Princesa City  
Palawan

Ms. Francine Marie V. Talbo  
Land Investigation Clerk, Land  
Management Services  
DENR – PENRO  
Puerto Princesa City  
Palawan

Mr. Bernard Christopher B. Francisco  
Admin Aide, Budget Section  
DENR – PENRO  
Puerto Princesa City  
Palawan

## **PEMSEA SECRETARIAT**

Mr. Stephen Adrian Ross  
Executive Director  
PEMSEA Resource Facility  
PEMSEA Building  
DENR compound, Visayas Avenue,  
Quezon City  
Email: [saross@pemsea.org](mailto:saross@pemsea.org)

Mr. Yinfeng Guo  
Programme Specialist  
PEMSEA Resource Facility  
PEMSEA Building  
DENR compound, Visayas Avenue,  
Quezon City  
Email: [gyinfeng@pemsea.org](mailto:gyinfeng@pemsea.org)

Mr. Ryan John Whisnant  
Head of the Professional Services  
PEMSEA Resource Facility  
PEMSEA Building  
DENR compound, Visayas Avenue,  
Quezon City  
Email: [rwhisnant@pemsea.org](mailto:rwhisnant@pemsea.org)

Mr. Renato Cardinal  
Partnership Officer  
PEMSEA Resource Facility  
PEMSEA Building  
DENR compound, Visayas Avenue,  
Quezon City  
Email: [rcardinal@pemsea.org](mailto:rcardinal@pemsea.org)

Dr. Won Tae Shin  
PEMSEA Resource Facility  
PEMSEA Building  
DENR compound, Visayas Avenue,  
Quezon City  
Email: [wtshin7@yahoo.com](mailto:wtshin7@yahoo.com);  
[wtshin7@gmail.com](mailto:wtshin7@gmail.com)

Ms. Kathrine Rose Gallardo  
Secretariat Coordinator  
PEMSEA Resource Facility  
PEMSEA Building  
DENR compound, Visayas Avenue,  
Quezon City  
Email: [krgallardo@pemsea.org](mailto:krgallardo@pemsea.org)



Ms. Elsie  
Merina  
Programme Assistant  
PEMSEA Resource Facility  
PEMSEA Building

DENR compound, Visayas Avenue,  
Quezon City  
Email: [emerina@pemsea.org](mailto:emerina@pemsea.org)

**ANNEX 2**  
**MEETING AGENDA**

**Project Steering Committee Meeting of the  
GEF/UNDP Project on Scaling up the Implementation of the SDS-SEA (2014-2019)**

**AGENDA**

**1.0 Opening of the Meeting**

Opening Remarks by UNDP  
Mr. Titon Mitra  
Country Director  
UNDP Philippines

**2.0 Status of MOAs and project inception workshops/launching with participating countries**

The Secretariat will present a summary report on the status of the MOAs and schedule of project inception workshops or launching with participating countries.

**3.0 Regional and National Work Plans (status, priorities, constraints and expectations)**

The representatives from the project participating countries will deliver their respective country presentations on the status, operating mechanisms, scope, priorities, collaborative initiatives, constraints and expectations on the project.

**4.0 Open Forum: Possible issues/gaps and ways forward**

The meeting will discuss concerns/challenges encountered in project implementation and identify actions to be undertaken/ways forward.

**8.0 Project Work Plan and Budget 2015-2016**

The Secretariat will present the overall project work plan and budget for 2015-2016, for consideration by the PSC Meeting.

**9.0 Decisions of the Meeting**

The Meeting will review and adopt the major decisions arrived at the meeting.

**10.0 Closing of the Meeting**

The Chair will close the meeting.

\*\*\*

**ANNEX 3**

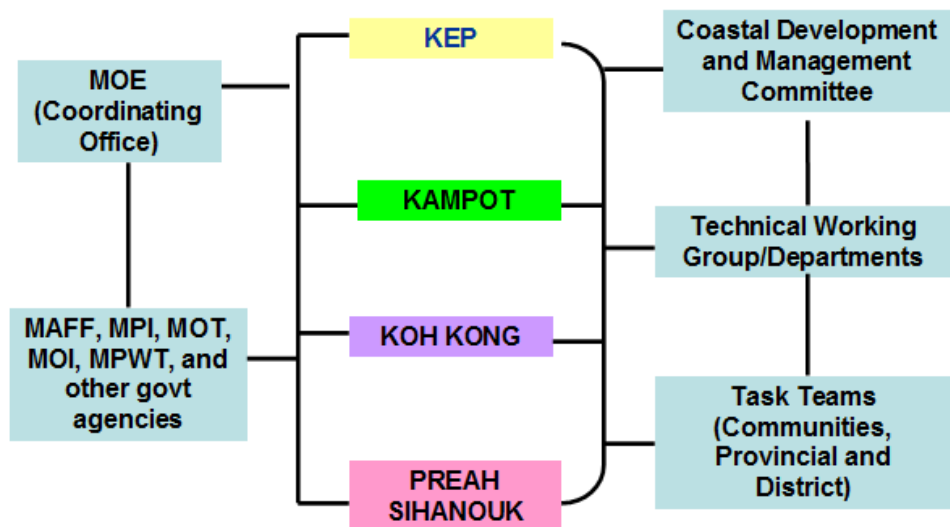
**COUNTRY PRESENTATIONS**  
**WORK PLAN AND BUDGET 2015-2016**

## CAMBODIA

### GEF/UNDP/PEMSEA Project on Scaling Up the Implementation of the Sustainable Development Strategy for the Seas of East Asia in Cambodia



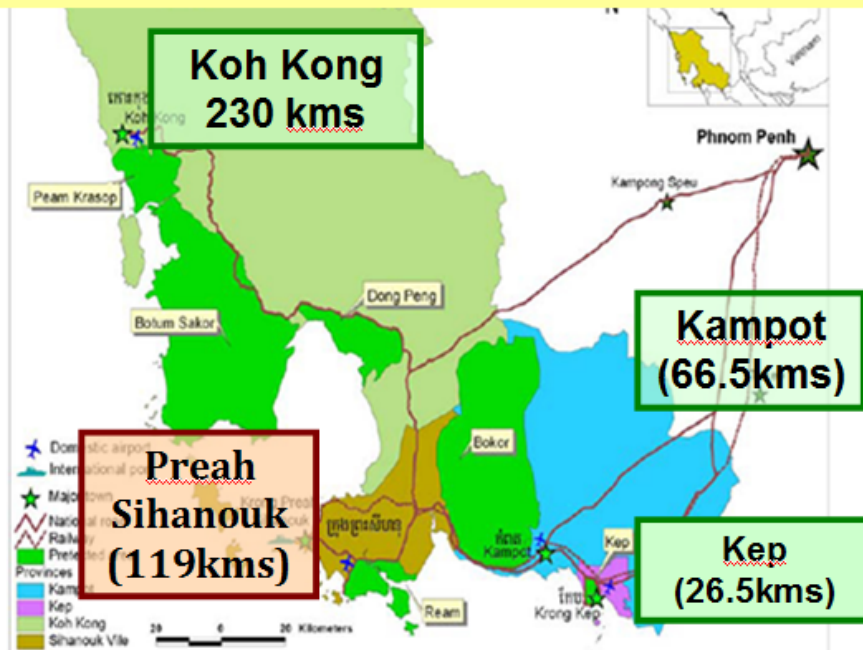
### What will be the implementing arrangement?



Universities (RUPP), NGO, Business groups and other Partners

2

## Where are we going to work?



## What will we address?



## Priorities for 2015

### Target for 2015: Initiate ICM implementation in 4 coastal provinces

1. **ICM Program established covering 4 coastal provinces in Cambodia (100% coastline; 450 kilometers)**
  - Coordinating mechanisms in place (Coastal Development and Management Committee, Secretariat and PMO)
  - Start the development of the State of the Coasts Reports
  - Capacity development for core staff (national and local trainings)
2. **Baseline data gathering for priority sites**
  - Conservation- and MPA-focused ICM programs
  - Ecosystem approach to fisheries management-focused ICM programs
  - Pollution-reduction and water use conservation-focused ICM programs
  - Climate change adaptation and disaster risk reduction-focused ICM programs

## Priorities for 2016

### National Targets and major actions: Initiate supporting policies, institutional mechanisms for ICM , National SOC, SDS-SEA Updating and capacity development

1. Developing Joint Inter Ministerial Declaration on ICM
2. Strengthening National Coastal Development and Management Committee
3. Annual ICM Forum
4. Updating of the SDS-SEA Implementation Plan
5. National SOC Report
6. Adoption by the MOE of the Guideline on the Use of Chemical Dispersants for Oil Spills
7. Recognition of two ports - Sihanoukville Autonomous Port and Phnom Penh Port
8. National capacity development activities with Learning Centers and other partners

### Local Targets and major actions: Management plans developed and initiated

1. Conduct of risk and vulnerability assessments and economic valuation of ecosystem services
2. Development and implementation of management plans
3. Specific training on fisheries, livelihood, enforcement on fisheries, waste management, coastal use zoning , water use and supply management)

## Collaboration/Linkages with National and Local Projects, Programs and Targets

1. Strategic Planning Framework for Fisheries 2010-2019
2. CORIN-Asia-Cambodia
3. IUCN Cambodia
4. UNDP GEF Small Grants Programme
5. Cambodia Climate Change Alliance
6. Mangroves for the Future
7. Marine Conservation Cambodia
8. Inter Ministerial Project to address wastes in urban centers



## Challenges and constraints

- Fast changes in government structure; restructuring in Ministries including MOE (both opportunity and challenge)
- Local capacity is limited; several projects implemented on short-term basis in coastal areas and local people sometimes think ICM is short-term only
- Communities need to be organized and capacitated to have successful projects



## Expectations under the GEF Project

1. Coastal communities will be strong (capacity and understanding) to implement; slow at the start but need steady support from PEMSEA
2. PEMSEA to create better and strong leaders who understand and promote ICM
3. Assistance from PEMSEA to link with the National Coastal Development Committee

## CHINA



# Workings & Plans of China

**7<sup>th</sup> EAS Partnership Council Meeting**  
23-25 June 2015  
Puerto Princesa, Palawan, Philippines

## Workings

### 1. The Project was lunched in Dec. 2014

**Activity 1: MOA signing between SOA and PEMSEA**

**Activity 2: MOAs signing between SOA and ICM sites**

**Activity 3: Workshop on the implementation of the Project of  
PEMSEA in China**

**Activity 4: Meeting of National Project Co-ordinating Committee of  
China**



# Workings

## 1. 4<sup>th</sup> phase of PEMSEA Project was launched in Dec. 2014

Outcome 1: setup National Project Implementation Organization

Outcome 2: approved NPCC, NPO, ESC, and 3 EWGs

Outcome 3: approved National working-plan and budget

Outcome 4: clarified tasks of 14 priority sites and 8 replication sites



# Workings

## 2. CHINA-PEMSEA Center was opened in Dec. 2014

Activity 1: MOA of the CPC between SOA and PEMSEA

Activity 2: the 1<sup>st</sup> Meeting of Management Committee of CPC



# Workings

## 2. CHINA-PEMSEA Center was opened in Dec. 2014

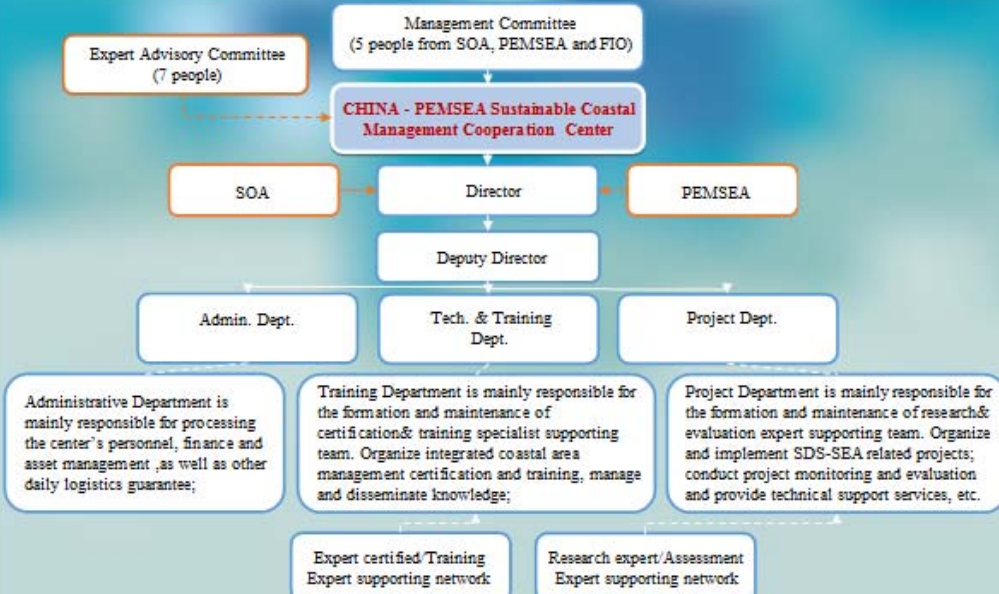
**Outcome 1: approved the Constitution of CPC**

**Outcome 2: approved the staff recruitment plan**

**Outcome 3: approved the annual workplan and budget of 2015**



# Workings



# FUNCTIONS of CPC

1 Guarantee the effective implementation of SDS-SEA in China.

1 2

2 Provide certification and training related to ICM.

3 Provide ICM technical support for coastal local governments.

3 4

4 Carry out international cooperation program related to ICM.

# Working Plans

1. Working plans and budgets had been adopted by NPCC

Outcome 1: working tasks and timeline for all ICM Sites

Outcome 2: working plans for each component of the Project

Outcome 3: budget for all activities

昌邑市海洋与渔业局工作进度表

序号	项目活动	2015 (季度)				2016 (季度)				2017 (季度)				2018 (季度)				2019 (季度)				
		1	2	3	4	1	2	3	4	1	2	3	4	1	2	3	4	1	2	3	4	
1	项目周边环境、社会经济、管理现状调查	■	■																			
2	建立完善海洋环境管理体系	■	■	■	■	■	■	■	■	■	■	■	■	■	■	■	■	■	■	■	■	■
3	海洋现状评估		■	■	■	■	■	■	■	■	■	■	■	■	■	■	■	■	■	■	■	■
4	建立完善海洋环境管理协调机制	■	■	■	■	■	■	■	■	■	■	■	■	■	■	■	■	■	■	■	■	■
5	海洋功能区划执行计划		■	■	■	■	■	■	■	■	■	■	■	■	■	■	■	■	■	■	■	■
6	完善海洋信息管理系统					■	■	■	■	■	■	■	■	■	■	■	■	■	■	■	■	■
7	开展海洋公众海洋环境管理意识培训	■	■	■	■	■	■	■	■	■	■	■	■	■	■	■	■	■	■	■	■	■
8	开展“东亚海洋环境管理伙伴关系地区计划地方政府间”等活动		■	■	■		■	■	■		■	■	■		■	■	■		■	■	■	■
9	开展海洋环境、案例					■	■	■	■	■	■	■	■	■	■	■	■	■	■	■	■	■
10	年度总结报告									■	■	■	■	■	■	■	■	■	■	■	■	■

## Working Plans for ICM sites

Sites	SOC	CSIP	Policy	Coor mechan	Innovative f	Restoration	EAFM	Livelihoods	ICM code o	MRA	CCA	IMS	PNLG acti	Case stud	Public part
Sanya	x	x	x	x	x							x	x	x	x
Dangying	X		X	x					X	X	X	x	X	X	X
leding	x	x	x	x								x	x		x
Nanj	x	x	x	x						x		x	x	x	x
xiamen	x	x	x	x					x	x dolphin		x	x		x
cangyi	x	x	x	x		x						x	x		
quanzhou	x	x	x	x		x				x		x			
heilou	x	x	x	x								x	x		
jinzhou	x	x	x	x		x						x	x	x	x
lianyungai	x	x	x	x			x	x				x	x	x	x
fancheng	x	x	x	x		x				x		x	x	x	x
yangjiang	x	x	x	x		x				x		x	x	x	x
qingdao	x	x	x	x								x	x	x	x
silicon valley	x	x	x									x	x	x	x
beihai	x	x	x	x						x		x	x		x
Nan'ao	x	x	x	x								x			x
rudong	x	x	x	x								x			x
wenzhou	x	x	x	x								x			x
zhanjiang	x	x	x	x								x			x
yuhuan	x	x	x	x								x			x
qinzhou	x	x	x	x								x			x
zhou	x	x	x	x								x			x

## Working Plans

### •Example for Outcome 2.1 of Component 1

#### Specific activities in China include:

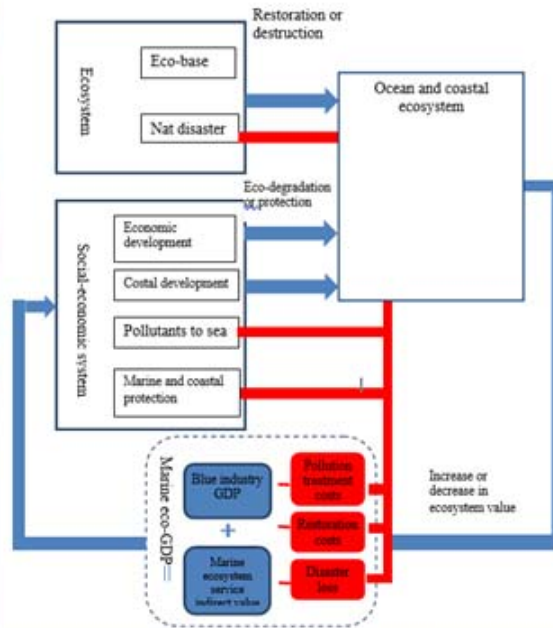
1. Develop ecological GDP accounting system work plan for pilot sites; (2015)
2. Evaluate coastal and marine ecosystem services in the selected pilot sites (2015);
3. Design new accounts, establish baselines, refining accounts; (2016)
4. Develop and implement a replication strategy for integrating ecosystem services into economic accounts; ;(2016)
5. Prepare policy brief on ecological GDP accounts;(2016)
6. Knowledge transfer to sustain the new accounts; (2017)

# Working Plans



## Ecological GDP Framework

Developed by CIMA team under the Ecological DGP pilot project funded by PEMSEA



# Important activities for 2015-2016

**任务1：2015年完成技术路线和选定合作城市，启动示范项目。**

**任务5：2015年完成九龙江厦门湾综合管理立法研究立项工作，开展最佳实践和案例研究。**

**任务8：示范城市建立协调机制，2015-2016；**

**任务9：公共宣传教育。2015参加了海洋日宣传教育活动，宣传海岸带综合管理和蓝色经济发展。与三亚蓝丝带海洋保护协会合作，推选大学生代表参与青年论坛，交流经验。2016年继续参与海洋日宣传教育活动。**

**任务15：2015年东营市启动气候变化脆弱性和影响评估，2016年在评估基础上，完成应对计划，并纳入地方13五规划。**

**任务16：2015年在昌邑（柗柳）、防城港（红树林）、泉州（沙滩）、阳江（红树林）等开展生态修复项目，编制修复计划，建立社会和生态基线，2016年实施计划，编制修复技术手册。**

## Important activities for 2015-2016

**任务20**：2015年完成东营、乐亭、南麂、三亚、北海等保护区的METT基线评估，开展保护区风险和威胁因素评估，2016年修订保护区管理计划；

**任务21**：2015完成连云港渔业和社会基线调查，组织利益方磋商，2016年提出生态系统渔业管理计划。

**任务24**：2015年组织22个示范区的全国进行培训研讨会，重点放在ICM标准、生态系统健康和弹性脆弱性评估，2016年组织一次全国性培训和一次经验交流会。经验交流会放在ICM标准。

**任务25**：完成积极参加PEMSEA组织的案例研究活动，完成至少10个案例。

**任务28**：在2011年6个成员的基础上，到2015年发展到13个，完成东营宣言的目标。

**任务31**：2016年开展PPP支持蓝色经济发展最佳实践研究，与中国PPP中心合作开展一次研讨会，促进PPP在海洋生态修复领域的应用。

## Collaborative partners

- WWF, TNC, and CI for MPAs & Wetland
- Paulson Institute, for wetland
- Daxiao Dongtian for eco-tourism
- Blue Ribbon for young student participating and public awareness
- National Marine Standard Center for ICM code
- FIO for CCA/DRR
- TIO for river basin and water resource mgt.
- CIMA for ecological GDP
- NMEMC for capacity building for local government
- XMU for ICM learning center of ICM
- ZJU for ICM learning center of marine science
- OUC for ICM learning center EBFM



## Challenges

---

- **CPC was lack of experience staff and more capacity buildings;**
- **Too many ICM sites, not enough capacity to follow up all sites, wish PEMSEA providing more trainings and workshop on-site;**

**Thanks !**

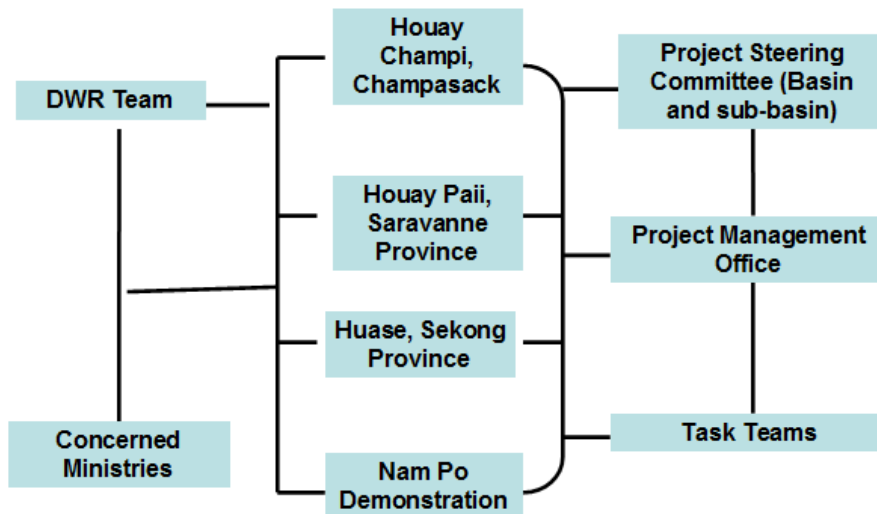
---

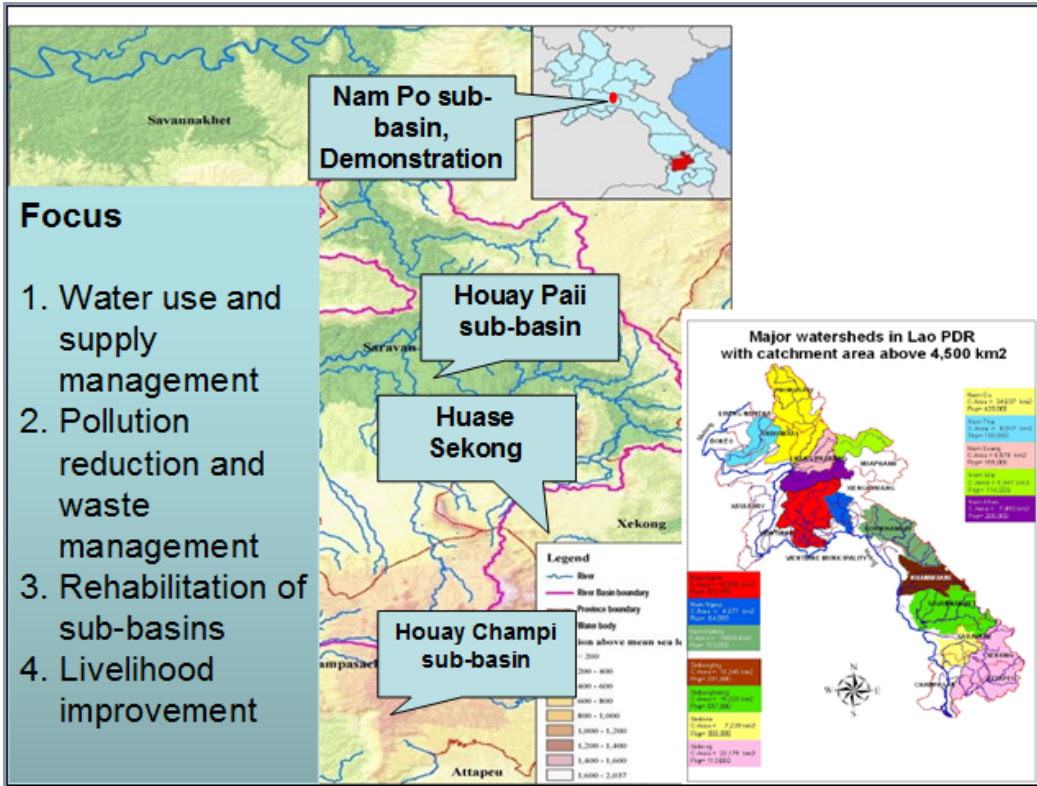
## LAO PDR

### GEF/UNDP/PEMSEA Project on Scaling Up the Implementation of the Sustainable Development Strategy for the Seas of East Asia in Lao PDR



### Implementing arrangement





## Priorities for 2015

### IRBM in 3 Sedone Provinces and Nam Po Demonstration Area initiated

#### 1. Sedone Provinces and Nam Po Demonstration Area

- Coordinating mechanisms in place (Project Steering Committees, Project Management Offices and Task Team )
- Development of the State of the Coasts Reports
- Capacity development for core staff (national and local trainings)

#### 2. Baseline data gathering for priority sites

- Water use and supply management and pollution reduction and waste management
- Livelihood management
- Watershed areas

#### National Level

- Developing Regulations to implement the Water Law

## Priorities for 2016

### National:

1. National State of the Riverbasin Report
2. Developing Regulations to implement the Water Law
3. Updating of the SDS-SEA Implementation Plan
4. Annual IWRM Forum and Basin-wide Forum
5. Implementation of the Lao Capacity Development Program

### Local:

1. Conduct of risk and vulnerability assessments and economic valuation of watershed areas
2. Finalize State of the River basin Reports
3. Development and implementation of management plans
4. Specific training on livelihood, enforcement, waste management, water use and supply management, water quality monitoring)

## Collaboration/Linkages with National and Local Projects, Programs and Targets

1. Annual IWRM Forum
2. 3 Builds strategy
3. Climate change adaptation project
4. Nationwide Water Quality Monitoring (Environmental Management Support Programme supported by Finland)



## Challenges and constraints



- New institutional arrangement & establishment;
- Legislations need to improve, IWRM-based plans (still limited understanding of stakeholders-public, private, communities);
- Limited capacity of concerned staff on RB planning & management + public awareness & local participation on IWRM;
- Lack of efficient & accurate WR data & information;
- Natural disaster frequently occurred and more severe - floods, drought & CC impact on water countrywide;
- Limit financial support & sustainable mechanism;

## Expectations under the GEF Project

1. Improvement of National and local capacity regarding water and environment management,
2. Sustainable Mechanism for Finance,
3. Support to on-the-ground implementation; field activities to build capacity and help rural communities
4. GEF project will be a significant part to help Lao government demonstrate how IWRM/IRBM can help achieve social and economic development goals especially poverty reduction in rural area.

# PHILIPPINES



Partnerships in Environmental Management for the Seas of East Asia

## Philippines: Work Plan for 2015-2016

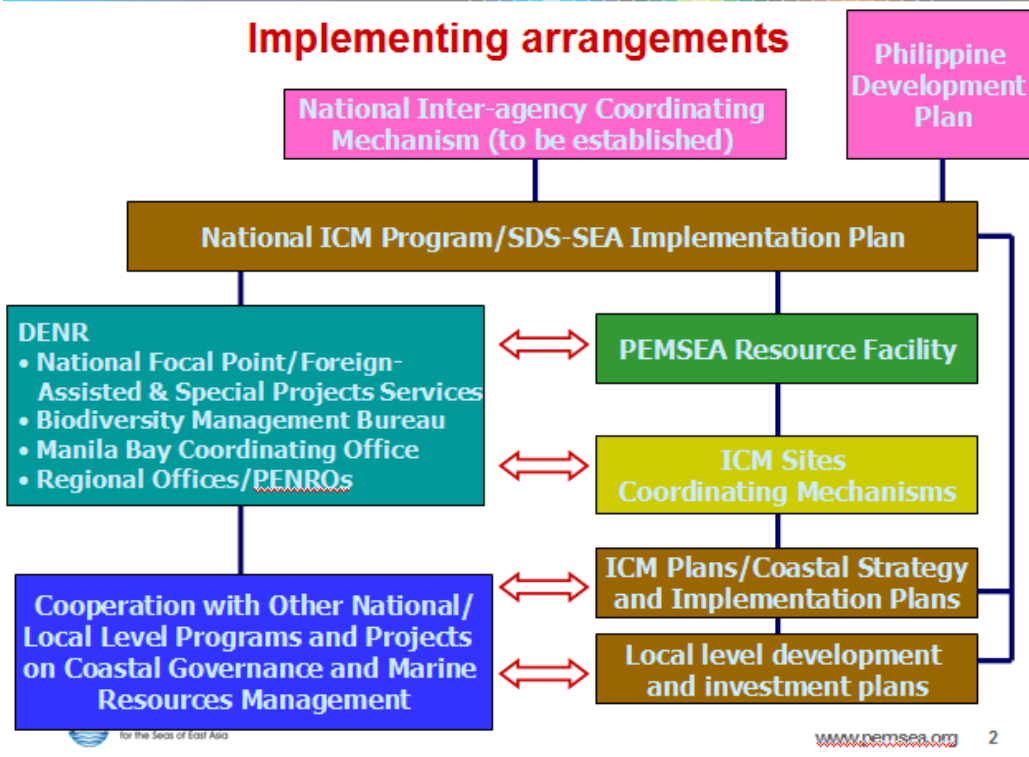
### 7<sup>th</sup> EAS Partnership Council Meeting

23-25 June 2015

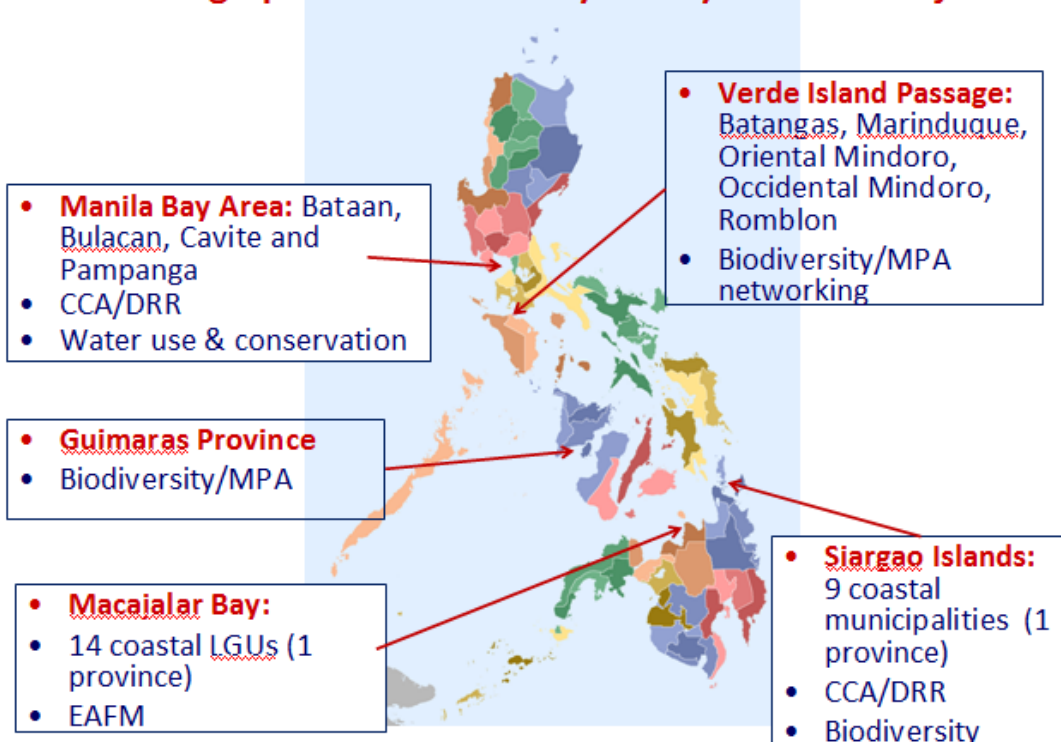
Puerto Princesa, Palawan, Philippines



### Implementing arrangements



## ICM Scaling up Sites for the GEF/UNDP/PEMSEA Project



## Major activities for 2015

### National

- Confirmation of MOAs and project launch
- ICM Bill approval at the House of Representatives
- Completion of SDS-SEA accomplishment report (2012-2014)
- Updating of National ICM program/SDS-SEA implementation plan
- Completion of case studies on ICM good practices
- Conduct of ICM orientation/Training of Trainers for National ICM Task Force, DENR, priority ICM sites and ICM Learning Centers

### Local

- ⊕ Conduct of baseline assessments for:
  - ◆ Conservation- and MPA-focused ICM programs
  - ◆ Ecosystem approach to fisheries management-focused ICM programs
  - ◆ Pollution-reduction and water use conservation-focused ICM programs
  - ◆ Climate change adaptation and disaster risk reduction-focused ICM programs

## Major activities for 2016

### National level

- ICM Bill approval at the Senate; Conference Committee held for the approval of the ICM Bill by both Houses
- Adoption of updated National ICM Program/SDS-SEA implementation plan
- Development of National State of Oceans and Coasts report
- Consultations on the establishment of a National Inter-agency Coordinating Mechanism
- Development of national report on the review and assessment of sectoral policies and legislations
- Completion of national ICM capacity development program
- Conduct of specialized skills training
- Designation of new ICM Learning Centers and networking

### Local level

- Conduct of risk and vulnerability assessments and economic valuation of ecosystem services
- Development of State of the Coasts reporting
- Initiation of the development of strategic plans/management plans



www.pemsea.org

5

## Collaboration with other partners and programs

⊕ Promoting synergy and collaboration

- ⊕ Donors
- ⊕ Sectors
- ⊕ Geographical locations



Partnerships in Environmental Management for the Seas of East Asia





## Challenges and constraints

- ⊕ **Review and approval process of MOAs and reports**
- ⊕ **Streamlining of plans, programs and projects on sustainable coastal development**
- ⊕ **Synchronizing the roles of national and local agencies and strengthening inter-agency collaboration**
- ⊕ **Available capacity and support network to facilitate ICM implementation at national and local levels**
- ⊕ **Mechanism for synchronized monitoring, evaluation and reporting of progress (local to national) for national SOC reporting**



## TIMOR LESTE



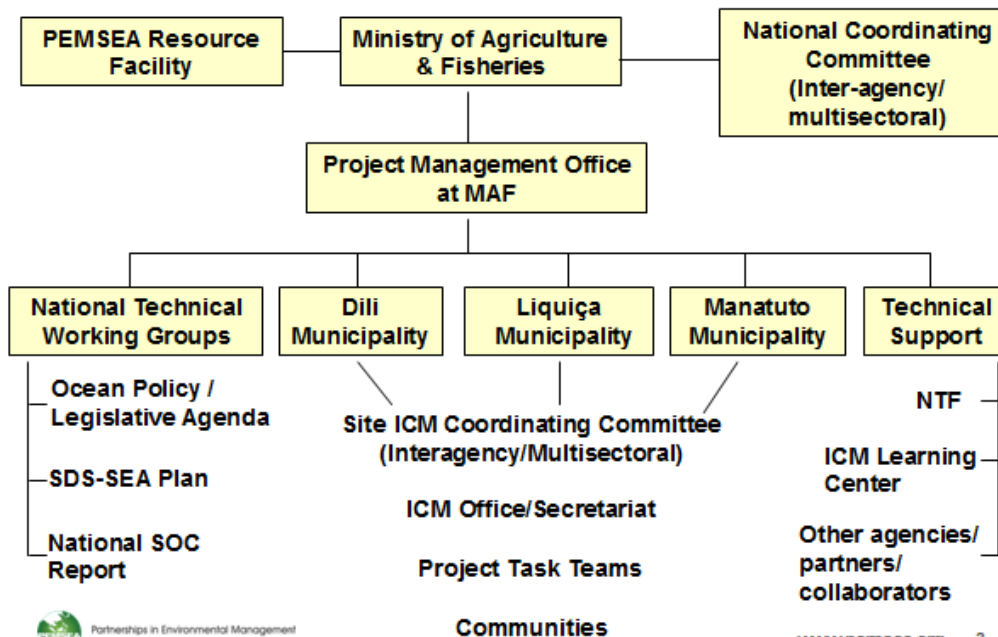
Partnerships in  
Environmental Management  
for the Seas of East Asia

### Timor Leste SDS-SEA Work Plan 2015-2016

*7th EAS Partnership Council Meeting  
June 23-25, 2015  
Puerto Princesa, Palawan, Philippines*

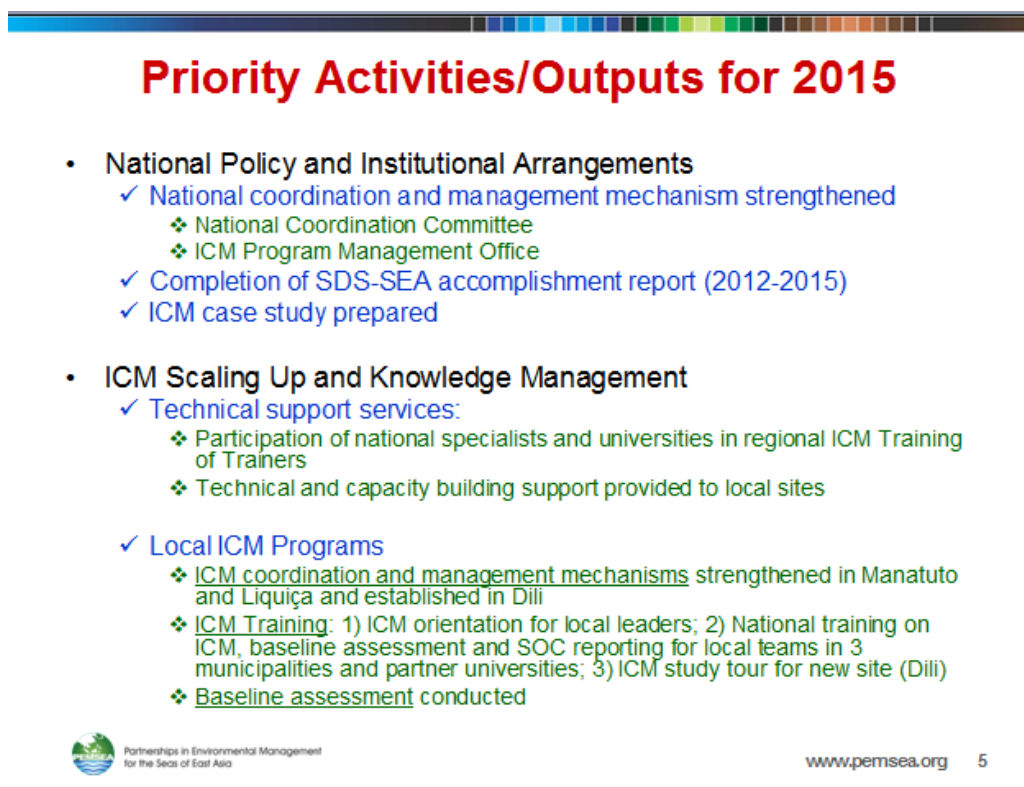
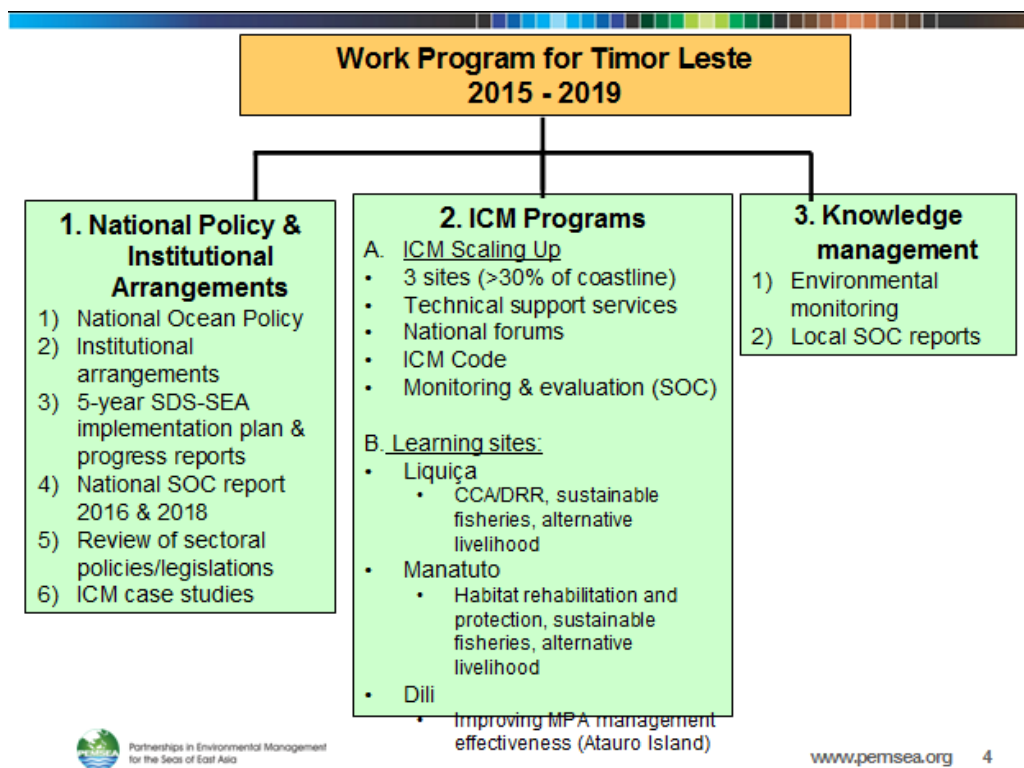


## Implementing Arrangements



Partnerships in Environmental Management  
for the Seas of East Asia

www.pemsea.org 3



## Priority Activities/Outputs for 2016

- **National Policy and Institutional Arrangements**
  - ✓ National Ocean Policy prepared and submitted to national review process
  - ✓ Updated 5-year SDS-SEA Implementation Plan for 2016-2019
  - ✓ National SOC report on contribution of marine and coastal areas, resources and ecosystem services to national economy
- **ICM Scaling Up and Knowledge Management**
  - ✓ **Technical support services**
    - ❖ Participation of national specialists and universities in regional trainings on specialized tools for ICM program development
    - ❖ Technical and capacity building support provided to local sites
  - ✓ **Local ICM Programs**
    - ❖ Baseline SOC reports
    - ❖ Conduct of risk/vulnerability assessment
    - ❖ Preparation of strategic plan/management plan addressing priority issues for each site
    - ❖ Feasibility studies on livelihood development

## Collaboration with Country Projects/Programs

- **Programs of government agencies in ICM sites**
  - ✓ Ministry of Agriculture and Fisheries
  - ✓ Ministry of Commerce, Industry and Environment
  - ✓ Ministry of Public Works
  - ✓ Ministry of Health
  - ✓ Ministry of Education
  - ✓ Ministry of Tourism
  - ✓ Ministry of Decentralisation Affairs
- **Existing/planned projects/programs**
  - ✓ ADB-CTP, CTI-CFF(CI), FAO-LME (Marine Culture), ATSEA, NORAD, WorldFish Center, NEWA, KOICA.
  - ✓ Fishery Support Program (Norway), Aquaculture Development Program (New Zealand), Fisheries Training Center (KOICA), Aquaculture Training (China Government)
- **Other partners**
  - ✓ Universities (UNTL, UNITAL, etc.)
  - ✓ NGOs (Haburas, Coral Triangle Center, etc.)

## Challenges/Constraints

- Government still in process of developing policies and legislations
- Need to improve inter-ministerial coordination in planning and implementation at the national and local levels
- Limited human resources and capacity for environmental/ marine/ coastal management
- Limited data/information on status of habitats and resources
- Limited technologies and infrastructure
- Low level of public awareness on environmental issues
- Poverty in coastal areas
- Limited capacity for monitoring
- Limited funding
- Overlapping of the project implementation (bilateral/multilateral)
- Gap of knowledge transferring (delegation of authority)

## Expectations

- Support implementation of national plans
  - ✓ Timor Leste Strategic Development Plan 2011 – 2030
  - ✓ NBSAP, NAPA, PoWPA, Comprehensive National EVR Assessment, National Food and Nutrition Security Mapping
- Ongoing government decentralization
  - ✓ Enhancing capacity of local governments for integrated planning and implementation (marine policy)
- Addressing needs of local people
  - ✓ Improving livelihood, quality of life
- Other cross cutting issues
  - ✓ Maritime boundary agreement (Australia and Indonesia)

# VIETNAM



Partnerships in  
Environmental Management  
for the Seas of East Asia

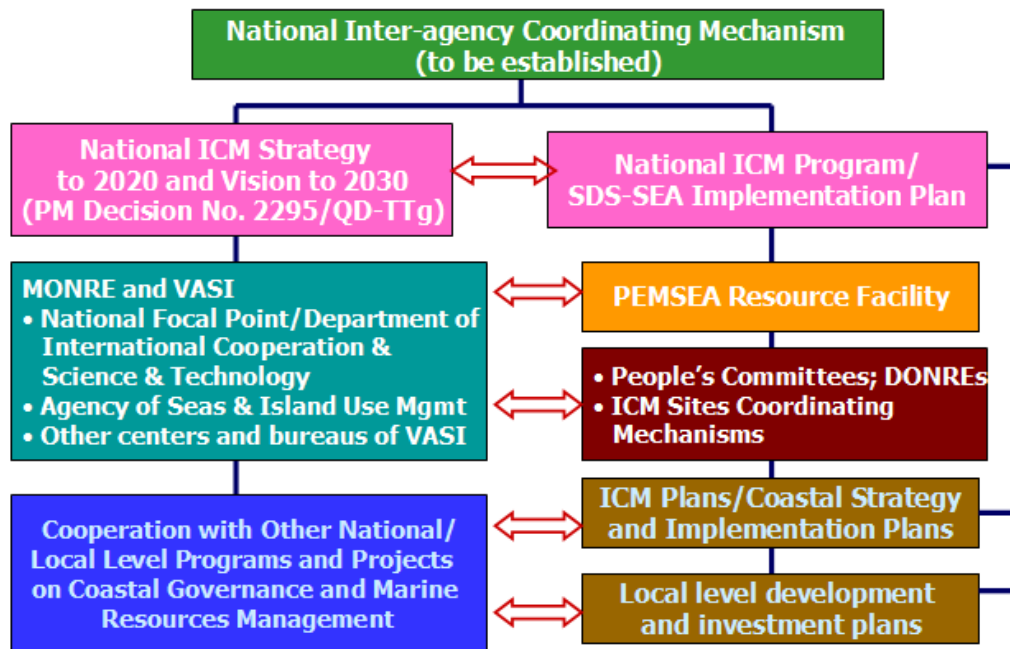
## VIETNAM WORK PLAN FOR 2015-2016

Agenda Item 1.0 (PSC)  
PSC/15/DOC/1a

PEMSEA 7<sup>th</sup> PC Meeting  
Philippines, 23-26/6/2015



### Implementing arrangements



Partnerships in Environmental Management  
for the Seas of East Asia

www.pemsea.org 2

## Scaling up Sites for the GEF/UNDP/PEMSEA Project

- ✦ **Northern cluster**
  - ✦ Quang Ninh
  - ✦ Hai Phong
  - ✦ Nam Dinh
- ✦ **Central cluster**
  - ✦ Nghe An
  - ✦ Thua Thien Hue
  - ✦ Da Nang
  - ✦ Quang Nam
  - ✦ Binh Dinh
  - ✦ Khanh Hoa
  - ✦ Ninh Thuan
- ✦ **Southern cluster**
  - ✦ Ba Ria-Vung Tau
  - ✦ Soc Trang
  - ✦ Kien Giang
  - ✦ Binh Thuan



Partnerships in Environmental Management  
for the Seas of East Asia

www.pemsea.org 3

## Major activities for 2015

### National

- Hosting of the 2015 EAS Congress
- Confirmation of MOAs and project launch
- SDS-SEA accomplishment report (2012-2014)
- Case studies on ICM good practices
- ICM orientation/Training of Trainers for VASI, National ICM Task Force, priority ICM sites, and Center for Training and Human Resources Development of ICM at VASI
- National ICM program/SDS-SEA implementation plan updating in line with the priorities of National ICM Strategy 2020 and Vision to 2030
- *Law on the Marine and Islands Resources and Environment (to be passed by the NA)*



Partnerships in Environmental Management  
for the Seas of East Asia

www.pemsea.org 4

## Major activities for 2015

### Local

- ⊕ **Conduct of baseline assessments for:**
  - ◆ **Conservation- and MPA-focused ICM programs**
  - ◆ **Ecosystem approach to fisheries and sea ecosystems management-focused ICM programs**
  - ◆ **Pollution-reduction and water resources conservation-focused ICM programs**
  - ◆ **Integrated Solid Waste Management-focused ICM programs**
  - ◆ **Climate change adaptation and disaster risk reduction-focused ICM programs**

## Major activities for 2016

### National level

- **Adoption of updated National ICM Program/SDS-SEA implementation plan**
- **Development of National State of Seas and Coasts report**
- **Consultations on the establishment of a National Inter-agency Coordinating Mechanism**
- **Development of national report on the review and assessment of sectoral policies and legislations relating to the coastal management**
- **Completion of national ICM capacity development program**
- **Conduct of specialized skills training**
- **Designation of new ICM Learning Centers and networking**



## Major activities for 2016

### Local level

- Conduct of risk and vulnerability assessments and economic valuation of ecosystem services at priority ICM sites
- Development of State of the Coasts reporting
- Initiation of the development of strategic plans/management plans



Partnerships in Environmental Management  
for the Seas of East Asia

www.pemsea.org 7

## Promoting Collaboration with Other Projects

### • MARD – World Bank Project “Coastal Resources for Sustainable Development” in 8 coastal provinces (2012-2018):

- Thanh Hoa
  - Nghe An\*
  - Ha Tinh
  - Binh Dinh\*
  - Phu Yen
  - Khanh Hoa\*
  - Soc Trang\*
  - Ca Mau
- \* VASI priority sites



Partnerships in Environmental Management  
for the Seas of East Asia

www.pemsea.org

## Promoting Collaboration with Other Projects

- ❖ MARD-IUCN cooperation project on review and implementation of sea-turtle conservation national plan towards 2020
- ❖ MARD-IUCN cooperation project on improving the MPAs governance for Vietnam towards 2020
- ❖ IUCN MFF (Mangrove For Future) initiative phase III (2015-2018) focusing on coastal ecosystems conservation and development in the context of climate change.
- ❖ China (Quanxi)-Viet Nam (Quang Ninh) cooperation project on transboundary coastal issue, focusing on sharing good practices in sustainable aquaculture in mangroves and ICM.
- ❖ Viet Nam-USA project on alliance development for effective Ha Long bay governance



Partnerships in Environmental Management  
for the Seas of East Asia

[www.pemsea.org](http://www.pemsea.org)

## Promoting Collaboration with Other Projects

- ❖ International projects on coastal resilience improvement to adapt to climate change and sea level rise in Quang Nam province
- ❖ IUCN-IISD project on integrated coastal and watershed management using 'from ridge to reef' approach: case-study in Vu Gia-Thu Bon watershed and Quang Nam-Da Nang coastal areas
- ❖ Viet Nam-GIZ programme on ICZM in Mekong delta coastal areas
- ❖ Collaborating with ICM coastal provinces in implementation of national action plan on green growth in period of 2016-2020
- ❖ Academic program on ICM in Viet Nam National University under AIT-MFF support



Partnerships in Environmental Management  
for the Seas of East Asia

[www.pemsea.org](http://www.pemsea.org)

## Challenges and constraints

- ⊕ **Review and approval process of MOAs and reports**
- ⊕ Streamlining of plans, programs and projects on sustainable coastal development
- ⊕ Mechanism for collaboration and cooperation among and between national agencies
- ⊕ Available capacity and support network to facilitate ICM implementation at national and local levels, including the application of agreed tools and methodologies
- ⊕ Mechanism for synchronized monitoring, evaluation and reporting of progress (local to national) for national SOC reporting

## Expectations

- ⊕ Facilitating the review and integration of good practices generated from past programs and projects on ICM (Program 158, Program 47, Program 373)
- ⊕ Supporting the implementation of National ICM Strategy to 2020 and Vision to 2030 through the SDS-SEA implementation plan
- ⊕ Strengthening the support network through increased capacity of VASI, DONRE, ICM Learning Centers and national experts
- ⊕ Strengthening the coordination mechanism between national and local governments
- ⊕ Promoting the establishment of an integrated monitoring and reporting system to allow synchronized reporting of progress made in line with the national SOC reporting.

**ANNEX 4**

**PROJECT WORK PLAN AND BUDGET 2015-2016  
(AS PRESENTED AT THE MEETING)**

**Project Title: Scaling up the Implementation of the Sustainable Development Strategy for the Seas of East Asia (SDS-SEA)**

**Work Plan (2015-2016)**

**Implementing Partner:**

**PEMSEA**

**Responsible Parties:**

**UNDP; Regional (Cambodia, China, Indonesia, Lao PDR, Philippines, Thailand, Timor Leste, Vietnam)**

**Project Description**

The project seeks to reduce pollution and rebuild degraded marine resources through scaling up the implementation of the Sustainable Development Strategy for the Seas of East Asia (SDS-SEA) in Cambodia, PR China, Indonesia, Lao PDR, Philippines, Thailand, Timor Leste and Vietnam that share six large marine ecosystems (LMEs), and related catchment areas. It represents the “transformation phase” of a series of GEF support, culminating in the sustainability of the PEMSEA as the regional coordinating mechanism for the implementation of the SDS-SEA. It also makes a stronger linkage between sustainable development of river basins, coastal and marine areas and local, national and regional investment processes in a “blue economy”.

Targeting to achieve the 20% (45,000 km) coverage of the region’s coastline by ICM programs, the project strategizes to increase the areal extent and resilience of ecosystems in selected priorities sites of the eight participating countries and to replicate good practices in the application of ICM tools to new sites (Component 2), supported by enabling policy, institutional arrangements and legal environments to scale up ICM implementation on the ground (Component 1). Meanwhile, Component 3 will mobilize broader technical and investment support to ICM up-scaling and implementation at the local level by strengthening the knowledge base of state of coasts and oceans at local, national and regional levels, and implementation of a series of recognition and certification programs for local governments, ICM professionals, ports, universities and the corporate sector to extend technical services, develop a core human resource base, and catalyze public and private investments and participation in scaling up the implementation of ICM programs

Programme Period: 2014-2019

Atlas Award/Project ID: 00076225/00087725

Start Date: September 2014

End Date : August 2019

PAC Meeting Date 25 June 2014

2015 AWP budget: US\$2,032,550

2016 AWP budget: US\$2,253,213

Total resources required: US\$167,909,459

Total allocated resources:

UNDP Managed Funds

- UNDP in kind: US\$16,150,000
- Donor (GEF) US\$10,643,992

Other (partner managed)

- Governments US\$138,555,467
- Non Government US\$2,560,000

**PROGRAMME ALIGNMENT**

**a.1 Strategic Plan Outcome and Output**

Strategic Plan 2014-2017 Outcome and Output Statements & Indicators								
Outcome Indicator		Baseline		Milestone			2017	
Code	Indicator Description	Year	Quantity/ Points /Rating	2014	2015	2016	Target	Actual
<b>SP Outcome {2}</b> : Citizens expectations for voice development, the rule of law, and accountability are met by stronger systems of democratic governance.								
	Outcome indicator 1							
	Outcome indicator 2							
SP Output {2.5}	SP Output Statement: Legal and regulatory frameworks, policies and institutions enabled to ensure the conservation, sustainable use, and access and benefit sharing of natural resources, biodiversity and ecosystems, in line with international conventions and national legislation							
	SP Output Indicator (2.5.1) Number of countries with legal, policy and institutional frameworks in place for conservation, sustainable use, and access and benefit sharing of natural resources, biodiversity and ecosystems.							
	SP Output Indicator (2.5.2) Number of countries implementing national and local plans for Integrated Water Resources Management.							
	SP Output Indicator (2.5.3) Number of countries implementing national and sub-national plans to protect and restore the health, productivity and resilience of oceans and marine ecosystems.							
	SP Output Indicator (2.5.4) Number of countries in which planning and budgeting mechanisms for conservation, sustainable use and access and benefit sharing of natural resources, biodiversity and ecosystems integrated gender equality and women’s empowerment principles.							

## a.2 UNDAF/CPD Outcome

UNDAF/CPD Outcome Statement/s & Indicators								
<i>UNDAF/CPD{4}:{Outcome Statement} Adaptive capacities of vulnerable communities and ecosystems are strengthened to be resilient to threats, shocks, disasters, and climate change.</i>								
<b>Sub-Outcome Statement/s</b>								
<b>Sub-Outcome Area 4.3:</b> {Statement} Environmental and Natural Resources Management								
Outcome Indicator Description	Baseline		Milestone				Target	
	Year	Quantity/Points/Rating	Y1	Y2	Y3	Y4	Year	Qty/Points/Rating
CAMBODIA – Outcome 1: Economic Growth and Sustainable Development: National and local authorities and private sector institutions are better able to ensure the sustainable use of natural resources (fisheries, forestry, mangrove, land, and protected areas), cleaner technologies and responsiveness to climate change								
PR CHINA - Outcome 1: Government and other stakeholders ensure environmental sustainability, address climate change, and promote a green, low carbon economy.								
INDONESIA - Outcome 5: Climate Change and Environment: Strengthened climate change mitigation and adaptation and environmental sustainability measures in targeted vulnerable provinces, sectors and communities								
LAO PDR – Outcome 7: The government ensures sustainable natural resources management through improved governance and community participation								
PHILIPPINES- Outcome 4: Resilience Towards Disasters and Climate Change: Adaptive capacities of vulnerable communities and ecosystems will have been strengthened to be resilient toward threats, shocks, disasters, and climate change								
THAILAND –Goal 4: National development processes enhanced towards climate resilience and environmental sustainability								
TIMOR LESTE – Outcome 2: Vulnerable groups experience a								

significant improvement in sustainable livelihoods, poverty reduction and disaster risk management within an overarching crisis prevention and recovery context.								
VIETNAM – Focus Area One: Inclusive, Equitable and Sustainable Growth								

## I. 2015- 2016 WORK PLAN

**Project Title: Scaling up the Implementation of the Sustainable Development Strategy for the Seas of East Asia**

**Award ID: 00076225**

**Project ID: PIMS 4752; 00087725**

**Implementing Partner: UNDP Philippines**

<b>COMPONENT 1: PARTNERSHIPS IN OCEAN AND COASTAL GOVERNANCE</b>				
OUTCOME 1. A self-sustaining, country-owned, regional mechanism governing and managing LMEs and Coastal Waters, Rebuilding and Sustaining Ecosystems Services and Reducing the Impacts of Climate Change on Coastal Populations in the East Asian Seas region.				
Project Indicator/s of Outcome 1: Number of agreements signed and initiated with Country and Non-Country Partners, and regional and international organizations , donors and corporate sector	Milestone Outputs	Milestone Activities (Activities for 2015-2016 contributing to milestone outputs)	Date	Budget Allocation/Year
Output 1.1 Signed Agreements with Country and Non-Country Partners on voluntary financing and in-kind contributions to sustain PEMSEA's core operations	Host Country Agreement ratified and implemented with the Government of the Philippines	PRF coordinates with DENR Philippines on the Senate Plenary's final ratification of the Host Country Agreement  Final ratification of the headquarters Agreement confirmed by the Senate Plenary	January- June 2015  June 2015	GEF 2015: US\$ 56,250  Parallel Financing (2015): CSA with China, Japan, ROK, and





<p>collaborative planning, coordination and implementation among the respective SAPS, while addressing program sustainability and integration with broader regional cooperation frameworks</p>	<p>programmes, regarding collaborative planning, implementation and reporting across organizations, projects and programs under the UNDP GEF East Asian Seas Program</p>	<p>PRF conducts initial consultations with APEC Secretariat/APEC Ocean and Fisheries Working Group regarding collaborative activities/projects in support of the Xiamen Declaration and SDS-SEA</p>	<p>February-May 2015</p>	<p>China, Japan, ROK, Singapore and the Philippines:</p>
		<p>PRF develops project proposal on ICM regional workshop in collaboration with MLIT Japan and other Country Partners for submission to the APEC Secretariat</p>	<p>June 2015</p>	<p>GEF 2016: US\$ 15,750</p>
		<p>PRF conducts follow-on consultations with the ASEAN Working Groups for Nature Conservation and Biodiversity, and Coastal and Marine Environment regarding ACB/PEMSEA LifeWeb project development and implementation, including possible sources of financing.</p>	<p>June 2015</p>	<p>Parallel Financing (2016): CSA with China, Japan, ROK, Singapore and the Philippines:</p>
		<p>PRF formulates a project proposal for national/sub-regional implementation of the LifeWeb project in collaboration with ACB and to submit the proposal to a perspective donor/funding source</p>	<p>December 2015</p>	
		<p>PRF prepares and signs agreements with YSLME and WEA for regional collaborative planning and reporting</p>	<p>January – June 2016</p>	



		SDS-SEA Implementation Plan to the 8 <sup>th</sup> EAS Partnership Council for review and adoption.		
	The impacts and benefits of management interventions of the UNDP GEF East Asian Seas Program, including SDS-SEA, YSLME and WPEA SAPs evaluated and packaged in a Regional State of Oceans and Coasts Report	The PRF organizes and conducts an inception workshop to formulate and build consensus on the rationale and methodology for measuring Blue Economy across Partner Countries as an input to a regional State of Oceans and Coasts Report.	July 2015	
	Regional State of Oceans and Coasts Report submitted to the EAS Congress and Ministerial Forum for approval and dissemination to stakeholders	The EAS Partnership Council decides to establish a Technical Working Group to develop, design and guide the development of a Regional State of Oceans and Coasts Report	June 2015	
		PRF organizes and conducts a Blue Economy Workshop during the EAS Congress 2015 in order to build awareness and gather input on the PEMSEA regional SOC initiative	November 2015	
		The TWG pilot tests the development of national SOC reports based on the results of the regional workshop during the EAS Congress 2015	January – June 2016	
		The PRF organizes and conducts a	August 2016	

		regional workshop on the outcome of the national SOC pilot tests and the development of a regional SOC report.		
--	--	----------------------------------------------------------------------------------------------------------------	--	--

<b>PLANNED BUDGET (for Outcome 1)</b>				
Funding Source/ Donor	Budget Code	Budget Description	Amount US\$ (1=XX)	
			2015	2016
GEF	71200-000	International Consultant	63,750	63,750
GEF	71300-000	Local Consultant	62,000	62,000
GEF	71400-000	Service Contract Individual	5,000	5,000
GEF	71600-000	Travel	62,000	47,000
GEF	72100-000	Contractual Services - Companies	20,000	45,000
GEF	74200-000	Audio Visual and Printing Production Costs	2,500	2,500
		<b>GEF Total</b>	<b>215,250</b>	<b>225,250</b>

OUTCOME 2: National and local governments adopt and initiate ocean policy and institutional improvements				
Project Indicator/s of Outcome 2: Number of countries adopting coastal and ocean policy, and implementing national SDS-SEA implementation plans, including supporting legislation and institutional arrangements;  Number of countries mainstreaming national SDS-SEA/ICM programs into development and investment plans	Milestone Outputs	Milestone Activities (Activities for 2015-2016 contributing to milestone outputs)	Date	Budget Allocation/Year
Output 2.1 Improved national coastal and ocean policies and institutional arrangements for sustainable management of priority coastal and marine areas, surrounding watershed and blue economy development initiated in at least 6 participating countries	Six (6) participating countries adopted and initiated national coastal and ocean policy, as well as national SDS-SEA implementation plans, supporting legislation and institutional arrangements  100 % of participating countries complete and disseminate national SOC reports	Review progress related to coastal and ocean policies and legislations (PEMSEA participating countries)	April – June 2015	GEF 2015: US\$ 91,850
		Develop and finalize case studies on ICM and Blue Economy for dissemination at the EAS Congress 2015 (8 countries)	June – November 2015	GEF 2016: US\$99,625
		Present country case studies on national ocean policy and ICM related legislations at the EAS Congress 2015	November 2015	Parallel Financing (2015): As indicated in country work programs
		Provide technical assistance in the development/ implementation of ICM	January 2015 - December 2016	Parallel Financing (2016): As indicated in country work programs  (total in-kind and in-cash)

		<p>policies/legislations in 7 countries; review and adoption of the Philippine ICM Bill;</p> <p>Establish national interagency coordination mechanisms for SDS-SEA/ICM implementation in 4 countries (Indonesia, Thailand, Philippines, and Vietnam); strengthen national interagency coordination mechanisms in 5 countries (Cambodia, China, Lao PDR, and Timor Leste)</p> <p>Update national SDS-SEA/ICM implementation plans in 8 countries</p> <p>Facilitate inclusion of SDS-SEA/ICM plans and targets in national/local medium-term development and investment plans (8 countries)</p> <p>Develop National SOC reports focusing on the contribution of Blue Economy on national economic development</p>	<p>January – December 2016</p> <p>January- December 2016</p> <p>January 2015- December 2016</p> <p>January – June 2016</p>	
--	--	-----------------------------------------------------------------------------------------------------------------------------------------------------------------------------------------------------------------------------------------------------------------------------------------------------------------------------------------------------------------------------------------------------------------------------------------------------------------------------------------------------------------------------------------------------------------------------------------------------------------------------------------------------------------------------------------------------------------	----------------------------------------------------------------------------------------------------------------------------	--

<p>Output 2.2 National sector legislative agenda developed in at least 6 participating countries on ICM, CCA/DRR, integrated land and sea use zoning/marine spatial planning and other innovative regulatory and economic instruments</p>	<p>Eight (8) participating countries develop and initiate a national legislative agenda addressing sectoral issues in support of the national ocean policy, including CCA/DRR, integrated land- and sea-use zoning/MSP, etc.</p>	<p>Establish TWGs in 8 countries to review and assess sector-based policies and legislation; Develop national reports on the review and assessment of sectoral policies and legislations in 8 countries</p>	<p>January – December 2016</p>	<p>GEF 2015: US\$25,750</p> <p>GEF 2016: US\$63,600</p> <p>Parallel Financing (2015): As indicated in country work programs</p> <p>Parallel Financing (2016): As indicated in country work programs</p> <p>(total in-kind and in-cash)</p>
<p>Output 2.3 SDS-SEA targets incorporated into national and local medium-term development and investment plans in at least 3 participating countries and 8 participating local governments, etc.</p>	<p>Regional e-knowledge platform launched creating new opportunities and know-how for public and private sector investment in SDS-SEA implementation and blue economy</p>	<p>PRF design the e-knowledge platform in collaboration with Country Partners, IW Learn, and WB investment projects</p> <p>PRF issue subcontract to construct the Beta-version of e-knowledge platform through GEF WB KM project</p> <p>Launch the SEA Knowledge Bank at the</p>	<p>January - November 2015</p> <p>June 2015</p> <p>November 2015</p>	<p>GEF 2015: US\$ 236,150</p> <p>Parallel Financing (2015): Partner Countries; GEF WB KM project</p> <p>GEF 2016: US\$ 245,550</p> <p>Parallel Financing</p>



		<p>EAS Congress 2015 as a regional e-knowledge platform for creating new opportunities and know-how for public and private sector investment in SDS-SEA implementation and blue economy</p> <p>Conduct regional seminar for local government CEs in Xiamen in conjunction with PNLG Secretariat and PNLG Executive Committee focusing on implementation of the ICM Code and certification system.</p> <p>Conduct collaborative planning with WB investment projects, ICM sites and potential investors on the packaging and promotion of investment opportunities</p> <p>Conduct Partners Round Table at EAS Congress 2015 to promote PPP investments/investment processes at ICM sites</p> <p>Organize and conduct</p>	<p>May 2015</p> <p>January – December 2015</p> <p>November 2015</p> <p>November 2015</p>	<p>(2016): Partner Countries; GEF/WB KM project</p>
--	--	-------------------------------------------------------------------------------------------------------------------------------------------------------------------------------------------------------------------------------------------------------------------------------------------------------------------------------------------------------------------------------------------------------------------------------------------------------------------------------------------------------------------------------------------------------------------------------------------------------------------------------------------------------------------------------------------------------------------------	------------------------------------------------------------------------------------------	-----------------------------------------------------

	<p>PEMSEA's knowledge products and services, COPs and networks available and functional, contributing to new investments</p>	<p>national and local government policy forums/workshops during EAS Congress 2015, in collaboration with Country Partners and the PNLG</p> <p>Organize and conduct study tour for local government CEOs, Ministers and Senior Government Officials during EAS Congress 2015</p> <p>Conduct regional workshop of methodology and approaches to scale up ICM for ICM Learning Centers/NTF/RTF</p> <p>ICM Learning Centers support/assist in 8 national ICM training workshops</p> <p>Organize and conduct webinars for LCEs, policy makers and managers focused on building a blue economy and ICM implementation</p> <p>Conduct study tour of local government CEOs to</p>	<p>November 2015</p> <p>May 2015</p> <p>July 2015 – December 2016</p> <p>July 2015 – December 2016</p> <p>June – November 2016</p>	
--	------------------------------------------------------------------------------------------------------------------------------	---------------------------------------------------------------------------------------------------------------------------------------------------------------------------------------------------------------------------------------------------------------------------------------------------------------------------------------------------------------------------------------------------------------------------------------------------------------------------------------------------------------------------------------------------------------------------------------------------------------------------------------------------------------------------	------------------------------------------------------------------------------------------------------------------------------------	--

		ICM site to demonstrate impacts and benefits derived from ICM good practice and blue economy investment		
--	--	---------------------------------------------------------------------------------------------------------	--	--

<b>PLANNED BUDGET (for Outcome2)</b>				
Funding Source/ Donor	Budget Code	Budget Description	Amount US\$ (1=XX)	
			2015	2016
GEF	71200-000	International Consultant	39,500	39,000
	71300-000	Local Consultant	215,100	206,800
	71400-000	Service Contract Individual	53,850	54,400
	71600-000	Travel	19,600	23,800
	72100-000	Contractual Services – Companies	25,000	78,275
	74200-000	Audio Visual and Printing Production Costs	700	6,500
		<b>OUTCOME 2 SUB TOTAL</b>	<b>353,750</b>	<b>408,775</b>

OUTCOME 3. Innovative financing mechanisms in place for sustained operation of the country-owned regional coordinating mechanism				
Project Indicator/s of Outcome 3: Percentage of PEMSEA's operational funding covered by sustainable financing mechanisms and partnership arrangements	Milestone Outputs	Milestone Activities (Activities for 2015-2016 contributing to milestone outputs)	Date	Budget Allocation/Year
Output 3.1 Suite of products, services, funding mechanisms and partnership arrangements adopted and implemented in collaboration with Partners, Sponsoring Organizations, donors and private sector/business community	Suite of products, services, funding mechanisms and partnership arrangements developed and initiated	PRF develops operational model for PEMSEA Services for review and approval by the Executive Committee	March 2015	GEF 2015: \$61,250
		PRF tests the delivery of PEMSEA Services model with 3 main client groups, namely: Country Partners (project development and implementation), Ports (PSHEMS certification), local governments (ICM Code certification), and Non-Country partners/collaborating organizations (EAS Congress facilitation; Sustainable Business Network).	March 2015 - December 2016	Parallel Financing (2015): CSA with China, Japan, ROK, Singapore and the Philippines; Partner countries  GEF 2016: \$69,500  Parallel Financing (2016): CSA with China, Japan, ROK, Singapore and the Philippines; Partner countries
		PRF plans and implements EAS-Sustainable Business Network organizational meeting during the EAS Congress 2015.	January – November 2015	
	PEMSEAs outreach services developed for promotion to non-Partner countries covering capacity			

	<p>development and technical assistance in support for improved coastal and ocean governance and the development of national ICM programs.</p>	<p>PRF develops promotional materials for PEMSEA branded products and services, including training courses, technical assistance and ICM recognition/ certification system</p> <p>PRF markets and promotes services during national, regional and global events, including marketing collaterals for EAS Congress 2015.</p> <p>PRF collaborates with participating countries and donors regarding the development of a regional demonstration project focused on blue economy implementation through ICM</p> <p>PRF and UNDP conduct exploratory meetings with participating countries of regional seas and bilateral projects (e.g., ATS; SSS) regarding PEMSEA Services in support of subregional seas projects</p>	<p>March - December 2015</p> <p>March - December 2016</p> <p>January 2015- December 2016</p> <p>January 2015 – December 2016</p>	
--	------------------------------------------------------------------------------------------------------------------------------------------------	-----------------------------------------------------------------------------------------------------------------------------------------------------------------------------------------------------------------------------------------------------------------------------------------------------------------------------------------------------------------------------------------------------------------------------------------------------------------------------------------------------------------------------------------------------------------------------------------------------------------------------------------------------------------------------------------------------------------------	----------------------------------------------------------------------------------------------------------------------------------	--

--	--	--	--	--

<b>PLANNED BUDGET (for Outcome 3)</b>				
Funding Source/ Donor	Budget Code	Budget Description	Amount US\$ (1=XX)	
			2015	2016
GEF	71200-000	International Consultant	25,000	25,000
	71300-000	Local Consultant	13,750	22,500
	71600-000	Travel	7,500	7,000
	72100-000	Contractual Services - Companies	15,000	15,000
		<b>OUTCOME 3 SUB TOTAL</b>	<b>61,250</b>	<b>69,500</b>

<b>COMPONENT 2: HEALTHY AND RESILIENT MARINE AND COASTAL ECOSYSTEMS</b>				
OUTCOME 4: Increased areal extent of healthy, resilient habitats, including mangroves, coral reefs, sea grass and other coastal habitats				
Project Indicator/s of Outcome 4: Increased proportion of healthy and resilient coastal/watershed habitats with effective and sustainable management systems in place	Milestone Outputs	Milestone Activities (Activities for 2015-2016 contributing to milestone outputs)	Date	Budget Allocation/Year
Output 4.1 ICM program coverage extended to 20 percent (45,000 km) of the region's coastline, with scaled-up national and local ICM program implementation in 8 participating countries	20% (45,000 km) of the region's coastline covered by ICM programs (geographical scaling up) (Table 11)	Finalize site scoping reports at all identified priority sites and local ICM Scaling Up targets agreed to (8 countries)	January - December 2015	GEF 2015: US\$438,150  GEF 2016: US\$288,538
	100% of the local governments implementing ICM programs (Table 11) complete SOC reports	Finalize project work plans and sign MOAs participating local governments at priority sites across 8 participating countries regarding ICM program development and implementation	January – August 2015 (for Thailand: September-December 2015)	Parallel Financing (2015): As indicated in country work programs
		Conduct inception workshop/project launching in 7 participating countries (except China, launched in 2014)	January – August 2015 (for Thailand: September-December 2015)	Parallel Financing (2016): As indicated in country work programs  (total in-kind and in-cash)
		Participation of countries in regional workshop on strengthening capacities	May 2015	



		Conduct regional training of trainers on ICM and SOC	August- September 2015	
		Develop ICM capacity development plan/program in 8 countries and identify/mobilize ICM support network (i.e., NTFs, experts, etc.)	July - December 2015	
		Roll out national capacity development programs in support of ICM in 8 countries	July 2015 – December 2016	
		Conduct trainings on ICM, IIMS, SOC, R/VA, CS/CSIP in 8 countries (cross reference to output 9.2)	September – December 2015 (for Thailand: January –April 2016)	
		Conduct ICM Code and Certification System orientation workshops and ICM Level 1 Audit in selected ICM sites (17 sites in 6 countries)	January – December 2015	
		Conduct ICM Level 2 Audit for Philippines (Batangas)	July – December 2016	

<p>Output 4.2 Increased proportion of coastal and watershed areas and LMEs have zoning schemes, MSPs, PAs/MPAs, EAFM, IRBCAM and other management processes in place and functioning effectively as part of ICM programs</p>	<p>Regional/national scientific and technical support network for scaling up ICM across EAS region initiated</p> <p>Regional workshops conducted on national and local best practices in policy and legislation for ICM, CUZ and economic valuation good practices during EAS Congress 2015</p>	<p>PRF organizes and conducts regional workshops in collaboration with Regional Centers of Excellence, ICM Learning Centers, PNLG Secretariat, responsible National Focal Agencies, Non-Country Partners, experts and collaborating organizations:</p> <ul style="list-style-type: none"> <li>• Regional workshop to review and agree on tools, approaches and indicators to be applied in ICM scaling up programs.</li> <li>• Regional workshop on economic valuation of coastal and marine ecosystem services and marine spatial planning</li> <li>• Regional workshop on ICM implementation and good practices (KMI)</li> <li>• Regional workshop on climate change</li> </ul>	<p>January – December 2015</p> <p>May 2015</p> <p>November 2015</p> <p>November 2015</p> <p>November 2015</p>	<p>GEF 2015: US\$79,500</p> <p>Parallel Financing (2015): Partner countries</p> <p>GEF 2016: US\$79,500</p> <p>Parallel Financing (2016): Partner countries</p>
------------------------------------------------------------------------------------------------------------------------------------------------------------------------------------------------------------------------------	-------------------------------------------------------------------------------------------------------------------------------------------------------------------------------------------------------------------------------------------------------------------------------------------------	-----------------------------------------------------------------------------------------------------------------------------------------------------------------------------------------------------------------------------------------------------------------------------------------------------------------------------------------------------------------------------------------------------------------------------------------------------------------------------------------------------------------------------------------------------------------------------------------------------------------------------------------------------------------------------------	---------------------------------------------------------------------------------------------------------------	-----------------------------------------------------------------------------------------------------------------------------------------------------------------

		<p>and disaster risk reduction through ICM</p> <ul style="list-style-type: none"> <li>• Regional Workshop on the application of KM products and services in scaling up partnerships and investments (WB; CCRES; IW-Learn)</li> <li>• Regional TOT workshop on ICM orientation and SOC baseline preparation</li> <li>• Informative documents, training materials, case studies and good practices prepared and disseminated to ICM sites, in collaboration with COPs and collaborating organizations</li> <li>• Technical support network established at country and regional levels to transfer good practices and</li> </ul>	<p>July – August 2015</p> <p>July 2015 – December 2016</p> <p>November 2015 – March 2016</p> <p>July 2015 – December 2016</p>	
--	--	-------------------------------------------------------------------------------------------------------------------------------------------------------------------------------------------------------------------------------------------------------------------------------------------------------------------------------------------------------------------------------------------------------------------------------------------------------------------------------------------------------------------------------------------------------------------------------------------------------------------------------	-------------------------------------------------------------------------------------------------------------------------------	--

		<p>innovative tools to local governments for ICM implementation.</p> <ul style="list-style-type: none"> <li>• A functional technical support network assists local governments with the preparation of baseline SOCs, incorporating critical indicators covering social, economic and ecological conditions at each site.</li> </ul>	September 2015–December 2016	
Output 4.3 Measurable improvements in the areal extent, health and resiliency of habitats in coastal waters and watershed areas, including biodiversity hotspots and areas-at-risk to climate change	1,000 ha increase in the areal extent of healthy, resilient coastal and marine habitats at identified conservation-focused ICM sites	<p>12 ICM sites in 7 countries (except Lao PDR) undertake:</p> <ul style="list-style-type: none"> <li>• Training workshops on baseline assessments/SOC</li> <li>• Baseline assessment/SOC reports</li> <li>• Risk/ vulnerability assessments</li> <li>• Preparation of CS/CSIP and</li> </ul>	<p>September – December 2015 (All activities for Thailand- 2016)</p> <p>September 2015 – June 2016</p> <p>January – December 2016</p> <p>January – December 2016</p>	<p>GEF 2015: US\$108,850</p> <p>GEF 2016: US\$99,350</p> <p>Parallel Financing (2015): As indicated in country work programs</p> <p>Parallel Financing (2016): As indicated in country work programs</p> <p>(total in-kind and</p>

		<p>management plans</p> <ul style="list-style-type: none"> <li>Initiate implementation of management plans for habitat/biodiversity conservation</li> </ul>	<p>October – December 2016</p>	<p>in-cash)</p>
<p>Output 4.4 Strengthened MPAs functioning effectively in priority coastal and marine biodiversity areas, demonstrating improved management effectiveness, sustainability and benefits</p>	<p>10% improvement in the METT ratings of MPAs and locally managed marine areas at identified conservation-focused ICM sites</p>	<p>11 ICM sites in 7 countries (except Lao PDR) undertake:</p> <ul style="list-style-type: none"> <li>Assessment of management effectiveness of MPAs and gap identification</li> <li>Baseline assessment/SOC reports</li> <li>Risk/vulnerability assessments</li> <li>Preparation of CS/CSIP /management plans at priority MPA sites and networks</li> <li>Initiate implementation of MPA management plans</li> </ul>	<p>September – December 2015 (All activities for Thailand- 2016)</p> <p>September 2015 – June 2016</p> <p>January – December 2016</p> <p>January – December 2016</p> <p>October – December 2016</p>	<p>GEF 2015: US\$71,050</p> <p>GEF 2016: US\$84,800</p> <p>Parallel Financing (2015): As indicated in country work programs</p> <p>Parallel Financing (2016): As indicated in country work programs</p> <p>(total in-kind and in-cash)</p>

<b>PLANNED BUDGET (for Outcome 4)</b>				
Funding Source/ Donor	Budget Code	Budget Description	Amount US\$ (1=XX)	
			2015	2016
GEF	71200-000	International Consultant	50,300	43,500
	71300-000	Local Consultant	196,250	181,550
	71400-000	Service Contract Individual	15,300	14,150
	71600-000	Travel	172,700	78,488
	72100-000	Contractual Services – Companies	238,000	216,200
	72800-015	Information Technology Equipment	6,000	0
	74200-000	Audio Visual and Printing Production Costs	18,500	17,800
	74500-000	Miscellaneous Expenses	500	500
		<b>OUTCOME 4 SUB TOTAL</b>	<b>697,550</b>	<b>552,188</b>

OUTCOME 5: Improved management of overexploited and depleted fisheries, leading to recovery				
Project Indicator/s of Outcome 5: Increased proportion of fishing grounds with reductions in overexploitation of fisheries and improved incomes for fishers' households	Milestone Outputs	Milestone Activities (Activities for 2015-2016 contributing to milestone outputs)	Date	Budget Allocation/Year
Output 5.1 Innovative fisheries management schemes (i.e., ICM/EAFM) developed and implemented using ecosystem-based approach to reduce overexploitation in selected threatened fishing grounds	2,000 km <sup>2</sup> of threatened fishing grounds covered by ICM/EAFM management plans (Table 14) with a measured increase in CPUE of 10% over baseline conditions for important fish species	<p>9 ICM sites in 7 countries (except Lao PDR) undertake:</p> <ul style="list-style-type: none"> <li>• Diagnostic analysis of EAFM sites and gap identification as part of baseline assessment</li> <li>• Risk/ vulnerability assessments</li> <li>• Preparation of CS/ CSIP /management plans</li> <li>• Initiate implementation of fisheries management plans</li> <li>• Implement monitoring and reporting system to track indicators of healthy fisheries management</li> </ul>	<p>September 2015 – June 2016 (All activities for Thailand- 2016)</p> <p>January – December 2016</p> <p>January – December 2016</p> <p>October – December 2016</p> <p>January – December 2016</p>	<p>GEF 2015: US\$ 58,400</p> <p>GEF 2016: US\$ 90,050</p> <p>Parallel Financing (2015): As indicated in country work programs</p> <p>Parallel Financing (2016): As indicated in country work programs</p> <p>(total in-kind and in-cash)</p>
Output 5.2 Reduced stress on coastal fisheries and	10% of fisher households	13 ICM sites in 7 countries		GEF 2015:

improved household incomes, with implementation of alternative/ supplemental livelihood policies, capacities and incentive programs in coastal communities	<p>in identified coastal communities (Table 15) benefit from sustainable alternative livelihood programs</p> <p>25% increase in household income in fishers' households benefiting from functional alternative livelihood programs (Table 15)</p>	<p>(except Thailand) undertake:</p> <ul style="list-style-type: none"> <li>• Social assessment/social preparation activities, identifying potential beneficiaries</li> <li>• Feasibility studies on livelihood development</li> <li>• Assist organized community groups to identify, develop and pilot-test eco-business enterprises</li> </ul>	<p>September 2015 – March 2016</p> <p>January – December 2016</p> <p>July – December 2016</p>	<p>US\$ 27,050</p> <p>GEF 2016: US\$ 83,150</p> <p>Parallel Financing (2015): As indicated in country work programs</p> <p>Parallel Financing (2016): As indicated in country work programs</p> <p>(total in-kind and in-cash)</p>
------------------------------------------------------------------------------------------------------------------------------------------------------------	---------------------------------------------------------------------------------------------------------------------------------------------------------------------------------------------------------------------------------------------------	-------------------------------------------------------------------------------------------------------------------------------------------------------------------------------------------------------------------------------------------------------------------------------------------------------------------------------------------------	-----------------------------------------------------------------------------------------------	------------------------------------------------------------------------------------------------------------------------------------------------------------------------------------------------------------------------------------

PLANNED BUDGET (for Outcome 5)				
Funding Source/ Donor	Budget Code	Budget Description	Amount US\$ (1=XX)	
			2015	2016
GEF	71200-000	International Consultant	2,250	3,000
	71300-000	Local Consultant	23,800	64,150
	71400-000	Service Contract Individual	3,250	3,250
	71600-000	Travel	20,650	27,300
	72100-000	Contractual Services – Companies	35,500	68,000
	74200-000	Audio Visual and Printing Production Costs	0	7,500
		<b>OUTCOME 5 SUB TOTAL</b>	<b>85,450</b>	<b>173,200</b>



OUTCOME 6: Reduced discharge of pollutants from land-based activities and improved water use efficiency/conservation in priority river basins and coastal areas				
Project Indicator/s of Outcome 6: Increased proportion of priority river basins and coastal areas (i.e., pollution hotspots) with measurable reductions in pollutant discharges and improved water use efficiency/conservation	Milestone Outputs	Milestone Activities (Activities for 2015-2016 contributing to milestone outputs)	Date	Budget Allocation/Year
Output 6.1 Reductions of pollutants (e.g., N; P; BOD) measured in priority river basins and coastal areas	<p>30,000 km<sup>2</sup> of priority river basins/coastal areas covered by ICM/IWRM integrated management plans, with measured reductions in pollutant loadings (10% for N and P; 20% for BOD using innovative technologies and good management practices</p> <p>1,500 households in coastal and watershed areas in Cambodia and Lao PDR benefit from improved sanitation and access to safe and reliable water supplies</p>	<p>12 ICM sites in 7 countries (except Timor Leste) undertake:</p> <ul style="list-style-type: none"> <li>• Baseline assessments and profiling for priority riverbasins and coastal areas</li> <li>• Baseline assessment/SOC reports</li> <li>• Preparation of water use and supply management plans for 2 sites (Lao PDR and Vietnam)</li> <li>• Training workshop on modelling of pollutant load and assessment of Total</li> </ul>	<p>September – December 2015 (All activities for Thailand- 2016)</p> <p>September 2015 – June 2016</p> <p>January – December 2016</p> <p>January – December 2016</p>	<p>GEF 2015: US\$ 57,600</p> <p>GEF 2016: US\$ 129,600</p> <p>Parallel Financing (2015): As indicated in country work programs</p> <p>Parallel Financing (2016): As indicated in country work programs</p> <p>(total in-kind and in-cash)</p>

		<p>Allowable Pollutant Load (TAPL) in 10 sites</p> <ul style="list-style-type: none"> <li>• Initiate estimation of pollutant load and TAPL in 10 sites</li> <li>• Review of existing water quality programs and establish/strengthen water quality monitoring programs</li> </ul>	<p>July – December 2016</p> <p>January - December 2016</p>	
Output 6.2 Innovative technologies and good practices in nutrient management and water use conservation demonstrated in priority coastal areas and river basins	Case studies/good practices reports from WB investment project sites, as well as other ICM sites, prepared, disseminated and serving as learning products for ICM scaling up initiatives	<p>Experts/technical support network complete case studies/reviews that are focused on innovative policies and approaches for addressing pollution reduction in priority coastal areas and rivers basins, including:</p> <ul style="list-style-type: none"> <li>• Artificial wetlands in Ningbo, PR China</li> <li>• Nutrient reduction and management in Manila Bay and Manila Bay river basins</li> <li>• Innovative</li> </ul>	<p>November 2015</p> <p>January 2015 - March 2016</p>	<p>GEF 2015: US\$ 35,000</p> <p>Parallel Financing (2015): Partner countries and local governments</p> <p>GEF 2016: US\$ 55,000</p> <p>Parallel Financing (2016): Partner countries and local governments</p>

	<p>Regional experts workshop provides insight into application of innovative technologies in pollution reduction and water conservation to local government CEs and other stakeholders</p> <p>Regional training workshop transfers policies and good practices in pollution reduction and water conservation to ICM LCs</p> <p>Investment opportunities/potential replications identified and promoted among local governments implementing ICM</p> <p>Prefeasibility studies completed to assess</p>	<p>application of anaerobic treatment processes in PR China and Vietnam</p> <ul style="list-style-type: none"> <li>• PRF organizes a regional experts workshop on the application of innovative technologies and approaches to pollution reduction and water conservation and management</li> <li>• PRF organizes a regional training workshop to share good practices, policies and approaches among national and local governments</li> <li>• PRF organizes an Investment Workshop at the EAS Congress 2015</li> <li>• Experts contracted to conduct pre-</li> </ul>	<p>January – June 2016</p> <p>June – November 2016</p> <p>January – March 2016</p> <p>January – November 2015</p> <p>January – June 2016</p>	
--	-------------------------------------------------------------------------------------------------------------------------------------------------------------------------------------------------------------------------------------------------------------------------------------------------------------------------------------------------------------------------------------------------------------------------------------------------------------------------------------------------------	------------------------------------------------------------------------------------------------------------------------------------------------------------------------------------------------------------------------------------------------------------------------------------------------------------------------------------------------------------------------------------------------------------------------------------------------------------------------------------------------------------------------------------------------------------------------	----------------------------------------------------------------------------------------------------------------------------------------------	--

	<p>“investability” of projects</p> <p>Investors Round Table for marketing investable projects</p>	<p>feasibility study at 2 ICM sites regarding investment on pollution reduction and promote among investors and donors</p> <ul style="list-style-type: none"> <li>PRF organizes an Investors Round Table (regional or national to be determined) with the objective of facilitating PPP arrangements for pollution reduction at 2 sites.</li> </ul>	<p>June – December 2016</p>	
--	---------------------------------------------------------------------------------------------------	-----------------------------------------------------------------------------------------------------------------------------------------------------------------------------------------------------------------------------------------------------------------------------------------------------------------------------------------------------	-----------------------------	--

PLANNED BUDGET (for Outcome No.6)				
Funding Source/ Donor	Budget Code	Budget Description	Amount US\$ (1=XX)	
			2015	2016
GEF	71200-000	International Consultant	21,000	30,000
	71300-000	Local Consultant	35,000	47,800
	71600-000	Travel	9,600	15,300
	72100-000	Contractual Services - Companies	27,000	90,000
	74200-000	Audio Visual and Printing Production Costs	0	1,500
		<b>OUTCOME 6 SUB TOTAL</b>	<b>92,600</b>	<b>184,600</b>

OUTCOME 7. Increased preparedness and capability of coastal communities to respond to natural and manmade hazards				
Project Indicator/s of Outcome 7: Increased proportion of vulnerable coastal communities with effective preparedness, response and recovery systems to address natural and manmade hazards	Milestone Outputs	Milestone Activities (Activities for 2015-2016 contributing to milestone outputs)	Date	Budget Allocation/Year
Number of international ports in participating countries achieving / expanding PSHEMS recognition				
Output 7.1: Adaptive management measures implemented in ICM sites to reduce impacts of climate change, improve oil spill preparedness, and strengthen maritime safety measures	<p>CCA/DRRM plans, early warning systems and institutional mechanisms in place and functioning in coastal areas that are highly vulnerable to natural and/or manmade hazards (Table 17)</p> <p>5% of households in highly vulnerable coastal areas relocated away from hazard zones</p> <p>100% of households in highly vulnerable coastal areas provided with evacuation routes and safe refuge locations</p> <p>Gulf of Thailand Oil Spill Contingency Plan developed and adopted</p>	<p>10 ICM sites in 7 countries (except Lao PDR) undertake:</p> <ul style="list-style-type: none"> <li>• Baseline assessment for CCA/DRR</li> <li>• Risk/vulnerability assessments of natural and anthropogenic hazards/climate change</li> <li>• Preparation of CS/CSIP/management plans</li> <li>• Initiate implementation of CCA/DRR-focused management plans</li> </ul>	<p>September 2015 – June 2016 (All activities for Thailand- 2016)</p> <p>January – December 2016</p> <p>January – December 2016</p> <p>January – December 2016</p>	<p>GEF 2015: US\$ 52,200</p> <p>GEF 2016: US\$ 85,700</p> <p>Parallel Financing (2015): As indicated in country work programs</p> <p>Parallel Financing (2016): As indicated in country work programs (total in-kind and in-cash)</p>

	by 3 littoral countries (Cambodia, Thailand, Vietnam)	<p>Cambodia, Thailand and Vietnam undertake:</p> <ul style="list-style-type: none"> <li>• Annual National Contact Points Meeting;</li> <li>• Preparation of sub-regional oil spill contingency plan for the Gulf of Thailand</li> </ul>	<p>November 2015 and November 2016</p> <p>November 2015 - November 2016</p>	
Output 7.2 Port Safety Health and Environmental Management (PSHEM) Code adopted as an international standard for voluntary use in ports of participating countries	8 international ports with PSHEMS in place, achieving: 90% compliance with national regulations regarding pollutant discharges from port operations; 25% increase in “green cover” within the port area; 50% reduction in accidental spills from ship and cargo handling operations within the port area	<p>PRF identifies and enables two (2) institutions with trainers to deliver PSHEMS training and development programs for ports</p> <p>PRF facilitates the development and implementation of training and PSHEMS certification programs in priority ports (Port of Batangas, Port of General Santos, Phnom Penh Port, Sihanoukville Port)</p> <p>PRF prepares and disseminates promotional package for adoption of PSHEMS as an</p>	<p>May - October 2015</p> <p>January – December 2015</p> <p>June – November 2015</p>	<p>GEF 2015: US\$ 52,950</p> <p>Parallel Financing (2015): Port Authorities in participating countries</p> <p>GEF 2016: US\$ 36,550</p> <p>Parallel Financing (2016): Port authorities in participating countries</p>

		<p>international standard, targeting EAS Congress 2015 to launch the campaign</p> <p>PRF promotes and conducts collaborative forums with potential partners to create and understand benefit of PSHEM Code (i.e., maritime and port sector ; related international organizations and associations)</p> <p>Case studies on PSHEMS development and implementation prepared and disseminated, covering Bangkok and Chonburi Ports in Thailand.</p>	<p>January 2015 – December 2016</p> <p>November 2015</p>	
--	--	-------------------------------------------------------------------------------------------------------------------------------------------------------------------------------------------------------------------------------------------------------------------------------------------------------------------------------------------------------------------------------------------------------------------------------------------------	----------------------------------------------------------	--

<b>PLANNED BUDGET (for Outcome 7)</b>				
Funding Source/ Donor	Budget Code	Budget Description	Amount US\$ (1=XX)	
			2015	2016
GEF	71200-000	International Consultant	9,000	9,500
	71300-000	Local Consultant	49,600	52,000
	71400-000	Service Contract Individual	500	600
	71600-000	Travel	11,650	14,250
	72100-000	Contractual Services – Companies	26,000	35,300
	74200-000	Audio Visual and Printing Production Costs	0	1,500
		<b>OUTCOME 7 SUB TOTAL</b>	<b>105,150</b>	<b>122,250</b>



OUTCOME 8: Innovative economic and investment instruments generate funds to rehabilitate and sustain coastal and marine ecosystem services				
Project Indicator/s of Outcome 8: Number of priority sites testing, adopting and implementing innovative economic and investment mechanisms within ICM frameworks and processes of local governments	Milestone Outputs	Milestone Activities (Activities for 2015-2016 contributing to milestone outputs)	Date	Budget Allocation/Year
Output 8.1: Innovative economic and investment mechanisms (e.g., revolving funds, PPP, PES, carbon credits) tested and applied to help participating countries' national and local governments sustain and scale up ICM programs	3 local governments implementing ICM programs adopt economic instruments and investment mechanisms (e.g., revolving funds, CSR, PPP, PES, carbon credits) (Table 18) and demonstrate increased investments in, and sustainability of, protection and rehabilitation of coastal and marine ecosystem services.	<p>Develop and/or disseminate case studies on good practices in sustainable and innovative financing of ICM programs</p> <p>Facilitate participation in forums/workshops on sustainable and innovative financing</p> <p>Propose ways and means of developing and marketing investment opportunities through innovative technologies and practices in the brown and blue sectors to donors, the corporate sector and business community, as partners of national and local governments.</p> <p>Prepare the design/development of</p>	March 2015 – December 2016	<p>GEF 2015: US\$ 38,650</p> <p>GEF 2016: US\$ 78,750</p> <p>Parallel Financing (2015): As indicated in country work programs</p> <p>Parallel Financing (2016): As indicated in country work programs</p> <p>(total in-kind and in-cash)</p>

		<p>specific informative documents, knowledge products and services for promoting and marketing investments in sustainable development of coastal and marine areas (e.g., prefeasibility studies; fact sheets; policy briefs; prospecti; etc.), to be determined through work planning with the Knowledge Management project team.</p> <p>Advise on a marketing program for increasing the visibility and demand for innovative technologies and practices being generated from demonstration projects within the WB/GEF Program Framework.</p>		
Output 8.2: Corporations and the business community engaged as partners of local governments in ICM programs	<p>Strategies and approaches for expanding investment opportunities developed for respective countries</p> <p>Means to facilitate mainstreaming ICM investments into</p>	PRF develop strategies and approaches for expanding investment opportunities focused on replicating and scaling up good practices in the brown and blue sectors at the national and local levels in China, Indonesia,	June – December 2015	<p>GEF 2015: US\$ 67,250</p> <p>Parallel Financing (2015): Partner countries</p> <p>GEF 2016:</p>

	development plans defined for respective countries	the Philippines and Vietnam, with due consideration to the current policies, programs and practices at the central and local levels of government.		US\$ 72,250
	Ways and means of marketing investment opportunities with partners developed as knowledge product	PRF conducts research and interviews with business and corporate sector to identify ways and means of developing and marketing investment opportunities in the brown and blue sectors, in partnership with national and local governments.	January - November 2015	Parallel Financing (2016): Partner countries
	Specific informative documents, knowledge products and services for promoting and marketing investments in sustainable development of coastal and marine areas developed for investment projects	PRF disseminates research report during EAS Congress and conducts workshop on East Asian Seas Sustainable Business Network to develop an SBN roadmap among corporate sector and business community	November 2015	
	Investment proposals prepared and	Initiate the development of at least 2 investment proposals in collaboration	November 2015	

	<p>disseminated to potential “investors” in collaboration with local governments and private sector/business community</p> <p>Regional/national round table conducted for investors/investor feedback</p> <p>Informative documents on investment projects developed and disseminated as a knowledge product</p>	<p>with local governments and private sector/business community</p> <p>PRF organizes a Partners Round Table during the EAS Congress 2015 to gather feedback from investment experts on the preparation of investible projects at ICM sites.</p> <p>PRF facilitates the completion of guide book and/or training program for local governments on the development of investible projects with ICM programs</p> <p>PRF organize and conduct a regional workshop in collaboration with PNLG to serve as marketplace for blue economy projects and PPP with local governments (2016)</p>	<p>November 2015</p> <p>January - December 2016</p> <p>November 2016</p>	
--	-----------------------------------------------------------------------------------------------------------------------------------------------------------------------------------------------------------------------------------------------------------------------------------------------------------------	--------------------------------------------------------------------------------------------------------------------------------------------------------------------------------------------------------------------------------------------------------------------------------------------------------------------------------------------------------------------------------------------------------------------------------------------------------------------------------------------------------------------------------------------------------------------------------------	--------------------------------------------------------------------------	--

<b>PLANNED BUDGET (for Outcome 8)</b>				
Funding Source/ Donor	Budget Code	Budget Description	Amount US\$ (1=XX)	
			2015	2016
GEF	71200-000	International Consultant	61,500	62,500
	71300-000	Local Consultant	19,200	46,350
	71400-000	Service Contract Individual	3,000	3,000
	71600-000	Travel	8,200	14,150
	72100-000	Contractual Services – Companies	13,000	22,500
	74200-000	Audio Visual and Printing Production Costs	1,000	2,500
		<b>OUTCOME 8 SUB TOTAL</b>	<b>105,900</b>	<b>151,000</b>

<b>COMPONENT 3: KNOWLEDGE PLATFORM FOR BUILDING A SUSTAINABLE OCEAN-BASED BLUE ECONOMY</b>				
OUTCOME 9: Regional knowledge sharing platform for ecosystem management established and enabling decision makers to translate policies and strategies into actions				
Project Indicator/s of Outcome 9: Number of collaborative knowledge sharing initiatives among regional programs	Milestone Outputs	Milestone Activities (Activities for 2015-2016 contributing to milestone outputs)	Date	Budget Allocation/Year
<p>Increased proportion of national and local governments implementing ICM programs with environmental monitoring programs and SOC reporting systems</p> <p>Improved access to capacity development/training and education opportunities and technical assistance for SDS-SEA/ICM implementation</p>				
Output 9.1 National and sub-national environmental monitoring programs for ICM sites, coastal seas and priority watersheds providing scientific and evidenced-based data on the effectiveness and impacts of management interventions and commitments	National and sub-national environmental monitoring programs for ICM sites, coastal seas and priority watersheds	<p>5 ICM sites in 4 countries (Cambodia, Lao PDR, Philippines and Vietnam) undertake:</p> <ul style="list-style-type: none"> <li>• Capacities and needs assessment of local governments for environmental monitoring;</li> <li>• Preparation/strengthening of Integrated Environmental Monitoring Program (IEMP) and submit to local governments and stakeholders for adoption and implementation</li> </ul>	<p>January – April 2016</p> <p>May - December 2016</p>	<p>GEF 2015: US\$ 18.100</p> <p>GEF 2016: US\$ 45,450</p> <p>Parallel Financing (2015):</p> <p>Parallel Financing (2016): (total in-kind and in-cash)</p>

		<ul style="list-style-type: none"> <li>Initiate the establishment of environment laboratory in Cavite; strengthen environment laboratories in Lao PDR and Cambodia</li> </ul>	July – December 2016	
Output 9.2: State of the Oceans and Coasts Reports published and disseminated by participating countries	<p>50% of local governments implementing ICM programs have established or accessed environmental monitoring programs and information management/decision support systems and prepare SOC reports</p> <p>National SOC reports prepared by 8 participating countries for the EAS Congress 2015 and made accessible</p> <p>Regional SOC report prepared and submitted to Ministerial Forum 2018 for approval and made accessible</p>	<p>(cross reference from 4.1 to 7.1)</p> <p>Conduct trainings on IIMS and SOC reporting systems for priority sites</p> <p>Facilitate preparation of SOC reports for priority sites</p> <p>Publish and disseminate SOC reports in a timely manner and through accessible portals</p>	<p>September – December 2015</p> <p>October 2015 – June 2016</p> <p>June - December 2016</p>	<p>GEF 2015: US\$ 59,175</p> <p>GEF 2016: US\$ 81,125</p> <p>Parallel Financing (2015): As indicated in country work programs</p> <p>Parallel Financing (2016): As indicated in country work programs</p> <p>(total in-kind and in-cash)</p>
Output 9.3: Skills, knowledge and support services	Regional e-portal	PRF conducts regional review	March - July 2015	GEF 2015:

<p>of national and sub-national governments enhanced through ICM Communities of Practice, including the PEMSEA Network for Local Governments (PNLG), Regional Task Force/National Task Force (RTF/NTF), etc.</p>	<p>established, promoting and facilitating knowledge sharing among at least 3 regional programs implementing SAPs (e.g., PEMSEA: YSLME; WCPFC; others)</p>	<p>of available tools, approaches and indicators for SD aspect-focused ICM programs in collaboration with national focal agencies, local governments, Regional Centers of Excellence, ICM Learning Centers and collaborating organizations.</p>		<p>US\$ 95,625</p>
	<p>Regional review of available tools, approaches and indicators for SD aspect-focused ICM programs identifies strengths, gaps and needs in PEMSEA's support network</p>	<p>Regional review disseminated for review and feedback</p>	<p>June – July 2015</p>	<p>Parallel Financing (2015): CSA with China, Japan, ROK, Singapore and the Philippines; Partner countries; GEF/WB KM project</p>
		<p>Mapping of capacities among RCOEs, ICM LCs, Partners and collaborating organizations completed, including needs/gaps in training materials, case studies and human resources</p>	<p>March – July 2015</p>	<p>GEF 2016: US\$ 93,125</p>
		<p>Resource/training document for ICM orientation and SOC baseline prepared and used in regional TOT workshop</p>	<p>May- July 2015</p>	<p>Parallel Financing (2016): CSA with China, Japan, ROK, Singapore and the Philippines; Partner countries; GEF/WB KM project</p>
		<p>Regional TOT for ICM Learning Centers focused on ICM orientation and SOC baseline conducted</p>	<p>July – August 2015</p>	
	<p>National and regional capacity development/ training</p>	<p>August – November 2015</p>		



		<p>program and schedule prepared and disseminated to country partners</p> <p>PRF develops and formulates guideline and criteria and governance on certifying ICM professionals</p> <p>Expert review conducted on guideline</p> <p>PRF drafts training and leadership learning modules on: facilitation, mediation and conflict resolution, consensus-building, strategic planning, networking and communication in collaboration with experts and institutions</p> <p>ICM Professional Certification system promotional materials prepared and launched during the EAS Congress 2015</p> <p>Roll-out of ICM Professional certification System regional training and certification workshop</p> <p>PRF in collaboration with COPs</p>	<p>January – June 2015</p> <p>July – August 2015</p> <p>July – November 2015</p> <p>June – November 2015</p> <p>January – June 2016</p> <p>August –</p>	
	<p>ICM professional certification program for ICM practitioners and managers</p>			

	Special skills training modules developed/ adapted in the context of scaling up ICM programs covering MSP/I and- and sea-use zoning	<p>and other partners facilitates the development, publication and dissemination of the following ICM Special Skills Training Manuals:</p> <ul style="list-style-type: none"> <li>• Coastal use zoning (Level 1)</li> <li>• Fisheries zone development and management (Level 2)</li> <li>• Tourism zone development and management (Level 2)</li> </ul> <p>PRF facilitates the translation of ICM training modules into local working languages as required, and disseminate to ICM Learning Centers</p>	<p>November 2015</p> <p>January – December 2016</p>	
Output 9.4: Evidence-based sound policy on ICM, climate change adaptation and disaster risk reduction (DRR) in priority areas supported by research results on ecosystem modelling, including total allowable nutrient loading, etc.	Targeted research projects developed in support of improved planning and decision-making, covering risk assessment/vulnerability assessment; environmental monitoring and reporting; ecosystem health report cards; carrying capacity for nutrients; economic valuation of ecosystem services; and zoning for climate change/sea level rise	<p>Develop a concept paper in support of targeted research for measuring blue economy and the challenges in the EAS region</p> <p>Organize an experts meeting to explore the build consensus on methodology for blue economy assessment</p> <p>Conduct scoping studies in selected countries on application of methodology, and report the results during a regional workshop at the EAS</p>	<p>March- April 2015</p> <p>July 2015</p> <p>July - November 2015</p>	<p>GEF 2015: US\$ 32,250</p> <p>Parallel Financing (2015): Partner countries;</p> <p>GEF 2016: US\$ 32,250</p> <p>Parallel Financing (2016): Partner countries</p>

		<p>Congress 2015</p> <p>Set up and operationalize a regional level scientific and expert working group(s) to oversee and guide the preparation of national , and regional State of Ocean and Coasts reporting system</p> <p>Initiate the development of the national and regional SOC reports</p> <p>Organize a regional workshop on progress in SOC reporting systems at the national and regional levels</p>	<p>January – March 2016</p> <p>April – December 2016</p> <p>October - December 2016</p>	
--	--	----------------------------------------------------------------------------------------------------------------------------------------------------------------------------------------------------------------------------------------------------------------------------------------------------------------------------------------------------------------------------------------------------------------	-----------------------------------------------------------------------------------------	--

<b>PLANNED BUDGET (for Outcome 9)</b>				
Funding Source/ Donor	Budget Code	Budget Description	Amount US\$ (1=XX)	
			2015	2016
GEF	71200-000	International Consultant	47,000	48,750
	71300-000	Local Consultant	104,750	115,450
	71400-000	Service Contract Individual	10,400	10,400
	71600-000	Travel	18,000	33,850
	72100-000	Contractual Services – Companies	23,500	33,500
	74200-000	Audio Visual and Printing Production Costs	1,500	10,000
		<b>OUTCOME 9 SUB TOTAL</b>	<b>205,150</b>	<b>251,950</b>

OUTCOME 10: Program contributed to global learning on scaling up investments in sustainable coastal and ocean management				
Project Indicator/s of Outcome 10: Number of collaborative/joint initiatives between IW Learn and PEMSEA  Number of assessment reports on ICM program development from outreach and exploratory activities	Milestone Outputs	Milestone Activities (Activities for 2015-2016 contributing to milestone outputs)	Date	Budget Allocation/Year
Output 10.1: One percent of IW budget allocated to the regional knowledge platform to contribute to IWLearn activities, including IWLearn project websites, experience notes and IW Conferences	PEMSEA and IW Learn collaborate in the design and development of a regional EAS KM platform, with linkages to the IW Learn global KM platform	Regional workshop on KM organized and conducted during the EAS Congress 2015, with representatives from IW Learn and regions outside of East Asian Seas	June - November 2015	GEF 2015: US\$ 21,750  Parallel Financing (2015): Partner countries
	IWLearn and PEMSEA co-organize and conduct at least 2 regional workshops seminars promoting and facilitating cross-region knowledge and experience-sharing in EAS region, Latin America, Caribbean, South Asia, etc.	PRF/IW Learn link SEA KnowledgeBank platform with global KM platform to better facilitate cross-region interaction and experience in coastal and ocean management/IW trans-boundary priorities	January – March 2016	GEF 2016: US\$ 24,250  Parallel Financing (2016): Partner countries
	PEMSEA participates in the 2015-2016 IW	PRF and national government	January - December 2016	

	conference/ event, sharing best practices and case studies in SDS-SEA implementation	representatives from the region participate in IW Conferences sharing good practices in SDS-SEA implementation		
Output 10.2: Knowledge and best practice in ICM facilitated by outreach to programs promoting sustainable coastal and ocean development in large marine ecosystems of South Asia, South Pacific, Latin America and Caribbean, etc.	PEMSEA outreach services established with collaborative engagements in at least one other regional sea/LME outside of the EAS region	<p>Develop and adopt PEMSEA Services portfolio for outreach program</p> <p>Develop promotional materials for a PEMSEA-facilitated outreach service to non-member countries/other regions seeking assistance to develop and implement national/regional sustainable development programs for coasts and oceans</p> <p>Initiate communication and marketing plan, targeting countries, sectors and regions that are not part of the PEMSEA Partnership (2015-2016)</p> <p>Develop and initiate a PEMSEA outreach service designed to assist potential outreach</p>	<p>March - September 2015</p> <p>March – September 2015</p> <p>October - December 2015</p> <p>January - June 2016</p>	<p>GEF 2015: US\$ 16,750</p> <p>Parallel Financing (2015): CSA with China, Japan, ROK, Singapore and the Philippines; Partner countries; GEF/WB KM project</p> <p>GEF 2016: US\$ 17,000</p> <p>Parallel Financing (2016): CSA with China, Japan, ROK, Singapore and the Philippines; Partner countries; GEF/WB KM project</p>

		<p>partners with the planning, development, financing and implementation of SD programs for coasts and oceans</p> <p>Organize and conduct exploratory missions/site visits to non-member countries/regions, in collaboration with regional organizations and GEF Implementing Agencies, to scope out existing programs, needs and opportunities for PEMSEA outreach services (2015-2016)</p>	<p>January - December 2016</p>	
--	--	----------------------------------------------------------------------------------------------------------------------------------------------------------------------------------------------------------------------------------------------------------------------------------------------------------------------------------------------------------------------------------------------	--------------------------------	--

<b>PLANNED BUDGET (for Outcome 10)</b>				
Funding Source/ Donor	Budget Code	Budget Description	Amount US\$ (1=XX)	
			2015	2016
GEF	71200-000	International Consultant	25,000	25,000
	71600-000	Travel	8,000	8,000
	72100-000	Contractual Services - Companies	5,000	7,500
	74200-000	Audio Visual and Printing Production Costs	500	750
		<b>OUTCOME 10 SUB TOTAL</b>	<b>38,500</b>	<b>41,250</b>

OUTCOME 11: Project Management				
Project Indicator/s of Output No. 11	Milestone Outputs (End of Project Targets)	Milestone Activities (Activities for 2015-2016 contributing to milestone outputs)	Date	Budget Allocation/Year
PM 1. Effective and efficient management of the project, including: a) project planning, coordination, management, monitoring and reporting in accordance with the terms and conditions spelled out in the Project Document.	<p>Technical and financial delivery of the project in accordance with the annual work plan and budget</p> <p>APR/PIR developed and submitted</p> <p>Internal and External Audit conducted</p>	<ul style="list-style-type: none"> <li>• Develop and implement annual work plans and budgets (2015 and 2016)</li> <li>• Develop and implement approved procurement plan (2015 and 2016)</li> <li>• Develop and submit quarterly and annual monitoring and evaluation and financial reports</li> <li>• Conduct annual QMS ISO:9001 surveillance audits</li> </ul>		<p>GEF 2015: 72,000</p> <p>GEF 2016: 73,250</p> <p>Parallel Financing (2015):</p> <p>Parallel Financing (2016):</p>

<b>PLANNED BUDGET (for Outcome 11)</b>				
Funding Source/ Donor	Budget Code	Budget Description	Amount US\$ (1=XX)	
			2015	2016
GEF	71300-000	Local Consultant	30,000	30,600
	71600-000	Travel	2,000	2,000
	72500-000	Supplies	2,500	2,550
	73400-000	Rental and Maintenance of Other Equipment	30,000	30,600
	74100-000	Professional Services	7,500	7,500
		<b>OUTCOME 11 SUB TOTAL</b>	72,000	73,250

		2015	2016
	<b>OVERALL TOTAL (in US\$)</b>	<b>GEF: US\$2,032,550</b>	<b>GEF: US\$2,253,213</b>
		<b>Parallel financing: from various sources</b>	<b>Parallel financing: from various sources</b>